



Fact Sheet 4Q17

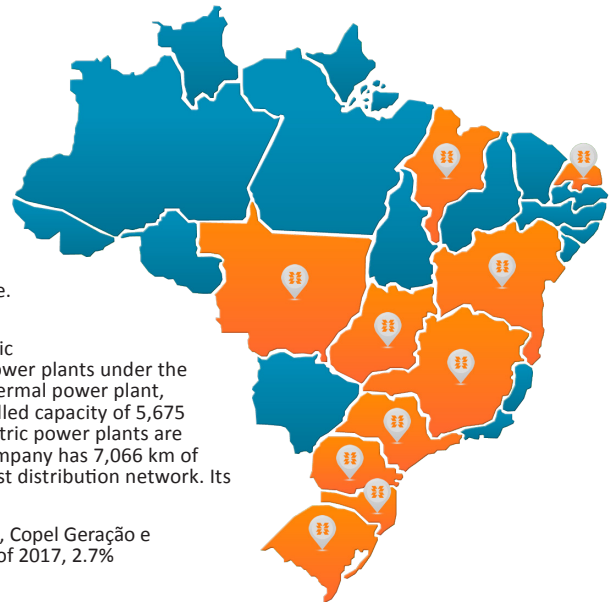
Corporate Profile

Copel – Companhia Paranaense de Energia – generates, transmits, distributes and trades electric energy, and also provides telecommunication services. The Company is one of the largest electric power facilities in Brazil. The Company's position in the sector is a result of 63 years of experience and technical proficiency in generating, transmitting, distributing and commercializing electric power.

Copel went public in April 1994 on Bolsa de Valores de São Paulo BM&FBOVESPA - and, in July 1997, became the first company of the Brazilian electric power sector with shares traded on the New York Stock Exchange. Copel's shares are also traded in Europe, on the Latibex – the Latin American arm of the Madrid Stock Exchange, since June 2002. In May 2008 Copel joined BM&FBOVESPA's Level 1 of Corporate Governance.

Currently, Copel directly serves 4.5 million customers units in 395 municipalities and 1,113 localities (districts, villas and villages). Copel has 30 own plants (17 hydroelectric power plants, 1 thermal power plant and 12 wind farms), operates 1 hydroelectric power plants under the quota regime, and holds interests in another eleven energy generation projects (1 thermal power plant, 6 hydroelectric power plants and 4 wind power plants) in operation, totaling an installed capacity of 5,675 MW, referred to Copel's stake. In addition, another 13 wind farms and two hydroelectric power plants are under construction. In order to transmit and distribute the generated energy, the Company has 7,066 km of transmission lines and 196,951 km of distribution lines, making up Brazil's third largest distribution network. Its workforce is composed of 8,245 employees.

Total energy sold by Copel in all the markets, comprising the sales of Copel Distribuição, Copel Geração e Transmissão and the wind farm complexes, came to 11,309 GWh in the fourth quarter of 2017, 2.7% higher than in the same period last year.



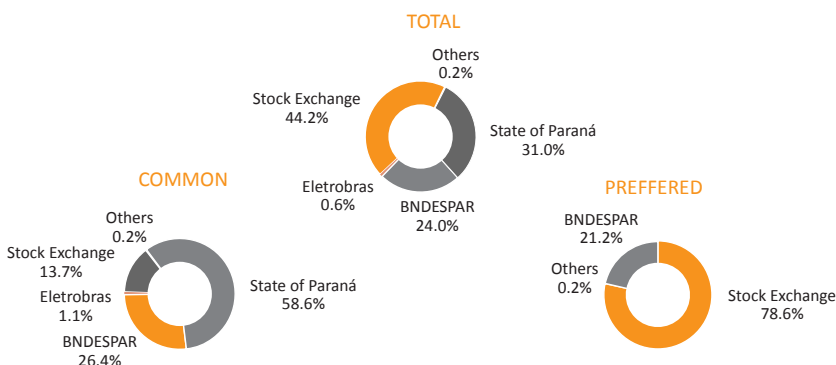
Stock Performance

Market Information (12/31/17)

	B3 (Commo Shares - R\$)	B3 (Preferred Shares - R\$)	NYSE (ADR) (Preferred Shares - US\$)	LATIBEX (Preferred Shares - €)
Ticker	CPLE3	CPLE6	ELP	XCOP
Price per Share / ADR	21.40	24.95	7.63	6.29
Maximum Price - 52 weeks	28.46	35.37	11.29	10.91
Minimum Price - 52 weeks	18.33	22.21	6.80	5.82

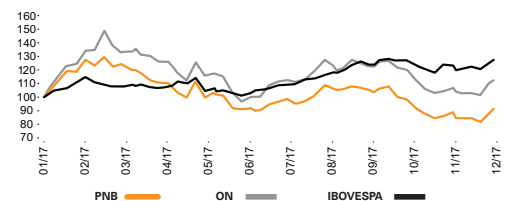
Number of Shares	273,655,375
COMMON	145,031,080
PREFERRED "A"	328,627
PREFERRED "B"	128,295,668

Ownership Breakdown



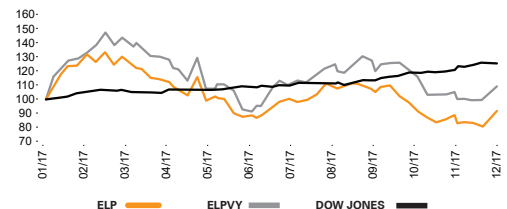
STOCK PERFORMANCE AT B3

12/31/16 = 100



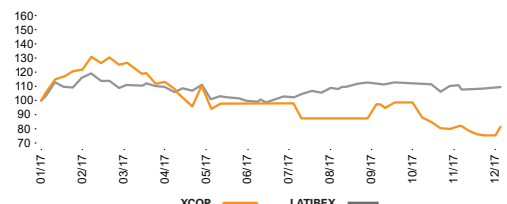
STOCK PERFORMANCE AT DOW JONES

12/31/16 = 100



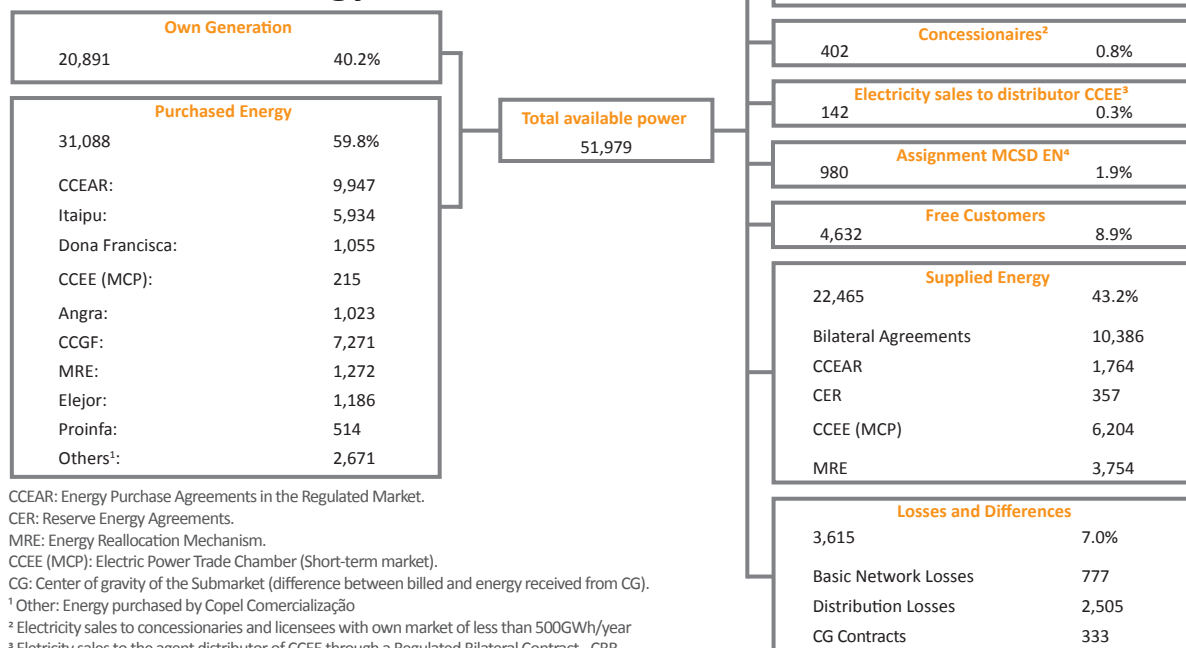
STOCK PERFORMANCE AT LATIBEX

12/31/16 = 100



Fact Sheet 4Q17

Consolidated Energy Flow



CCEAR: Energy Purchase Agreements in the Regulated Market.

CER: Reserve Energy Agreements.

MRE: Energy Reallocation Mechanism.

CCEE (MCP): Electric Power Trade Chamber (Short-term market).

CG: Center of gravity of the Submarket (difference between billed and energy received from CG).

¹ Other: Energy purchased by Copel Comercialização

² Electricity sales to concessionaires and licensees with own market of less than 500GWh/year

³ Electricity sales to the agent distributor of CCEE through a Regulated Bilateral Contract - CBR

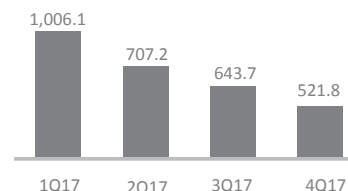
⁴ Assignments MCSD EN - Contractual assignments to other distributors through the Mechanism for Compensation of Surpluses and Deficits (MCSD)

Don't consider the energy produced by TPP Araucária which was sold in the short-term market (MCP).

Highlights

	R\$ Million			
	4Q17	3Q17	4Q16	Var. %
Net Operating Revenues	3,910.7	3,643.7	3,297.1	18.6
Operating Income	146.9	318.2	(417.2)	-
EBITDA	521.8	643.7	124.9	317.6
Net Income	160.2	389.8	(271.1)	-

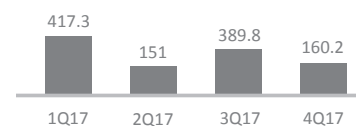
Consolidated EBITDA (R\$ Million)



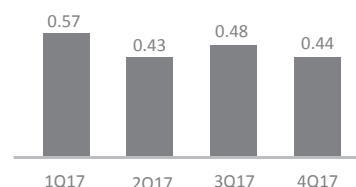
Debt

	R\$ Thousand	
	Composition %	Total
Foreign Currency		
National Treasury	0.9	89,270
Total	0.9	89,270
Local Currency		
Eletrbras - Copel	0.4	34,997
FINEP	0.2	16,337
BNDES	16.0	1,576,660
Banco do Brasil S/A and other	15.4	1,512,322
Debentures	67.1	6,600,897
Total	99.1	9,741,213
Total	100.0	9,830,483

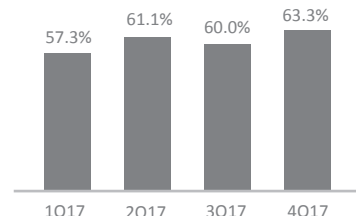
Net Income - Consolidated (R\$ Million)



Price / Book Value (x)



Indebtedness / Shareholders' Equity (%)



IR Contact: Fone: + 55 41 3222 2027 / Email: ri@copel.com

ri.copel.com