



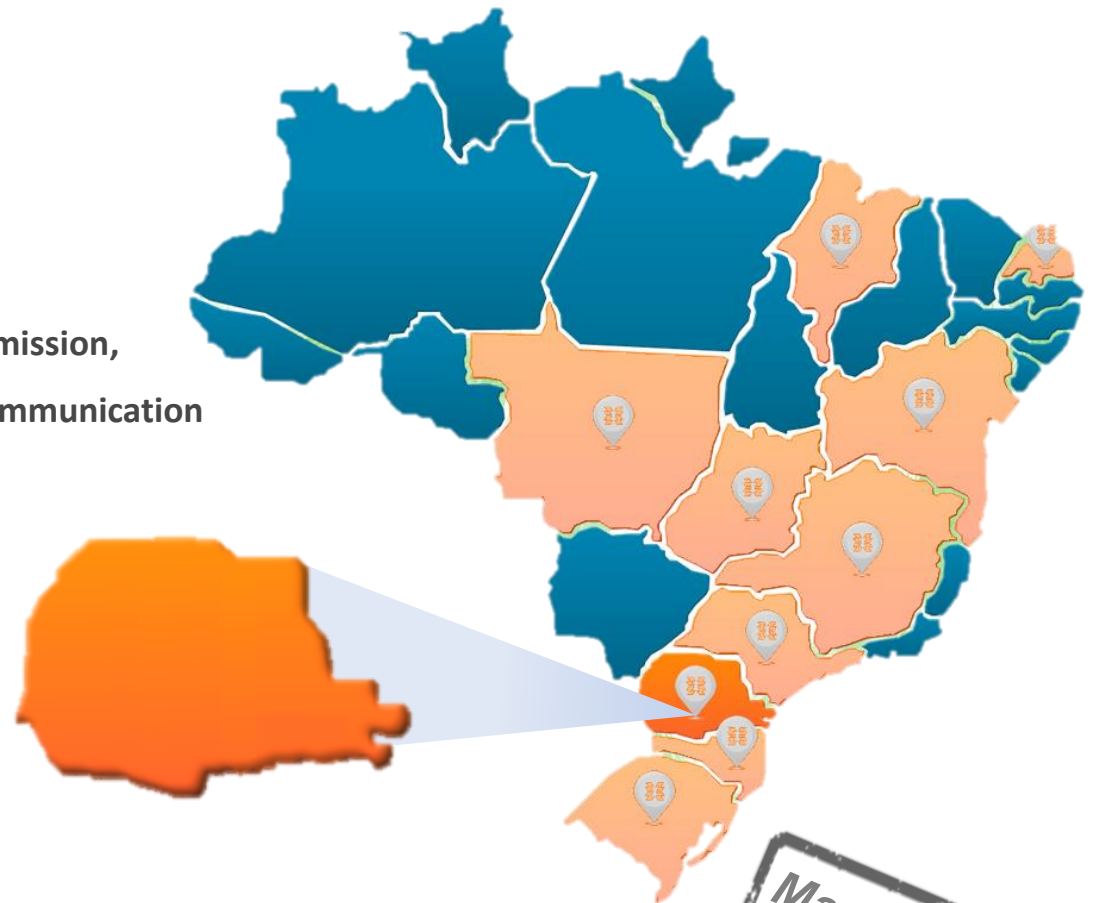
# Companhia Paranaense de Energia

18º Foro Latibex

November 2016

*Any statements made during this event involving Copel's business outlook or financial and operating forecasts and targets constitute the beliefs and assumptions of the Company's Management, and the information currently available. Forward-looking statements are not guarantees of performance and involve risks, uncertainties and assumptions, given that they refer to future events, and thus are dependent on circumstances that may or may not occur. The general economic conditions, industry conditions and other operating factors could come to affect the future performance of Copel and lead to results that are materially different from those expressed in said forward-looking statements.*

- ✓ Head office: **Curitiba/PR**
- ✓ **62 years in the industry**
- ✓ Integrated Company - **Generation, Transmission, Distribution, Energy Trading and Telecommunication**
- ✓ Since 1994 on the BM&FBovespa  
**22 years of listing**
- ✓ 19 years of listing on the NYSE  
**The first of the brazilian electric sector**
- ✓ Present in the European Union  
**14 years listed on Latibex**



**Market Value<sup>1</sup>  
US\$ 2.0  
billion**

<sup>1</sup>On 11.16.2016 / US\$1 = R\$3.42

## GENERATION

**5,682 MW of installed capacity in operation**

- ✓ 30 Power Plants<sup>1</sup> and 11 Corporate partnerships
- ✓ Addition of 737 MW until 2019

## DISTRIBUTION

**More than 4.4 million customers**

- ✓ 4th largest in number of costumers
- ✓ 3rd largest in electricity consumption (MWh)

## TRANSMISSION

**3,821 km of lines<sup>2</sup> and 44 Substations<sup>3</sup> in operation**

- ✓ Addition of 1,581 km of transmission lines until 2021
- ✓ Concession renewed until 2042 (Contract 060/2001)

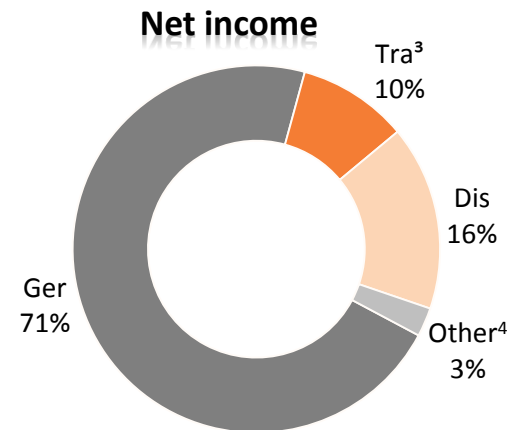
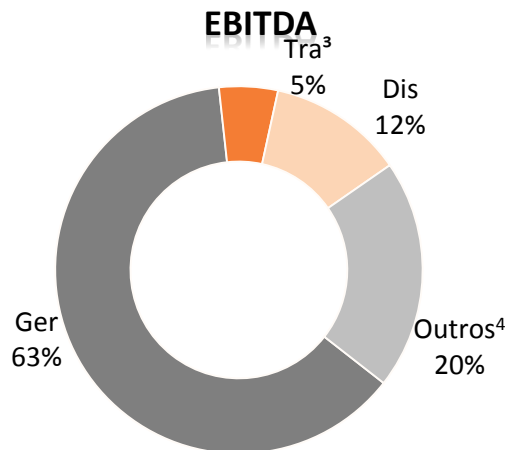
## TELECOMUNICATION

**31,117 km of optical fiber**

- ✓ 401 cities with optic fiber
- ✓ 64 cities with broadband for retail

<sup>1</sup>Considers the HPP GPS.  
<sup>2</sup>Adjusted by Copel's stake.  
<sup>3</sup>Participation in 9 Substations.

## BREAKDOWN BY OPERATING SEGMENT – 12 months



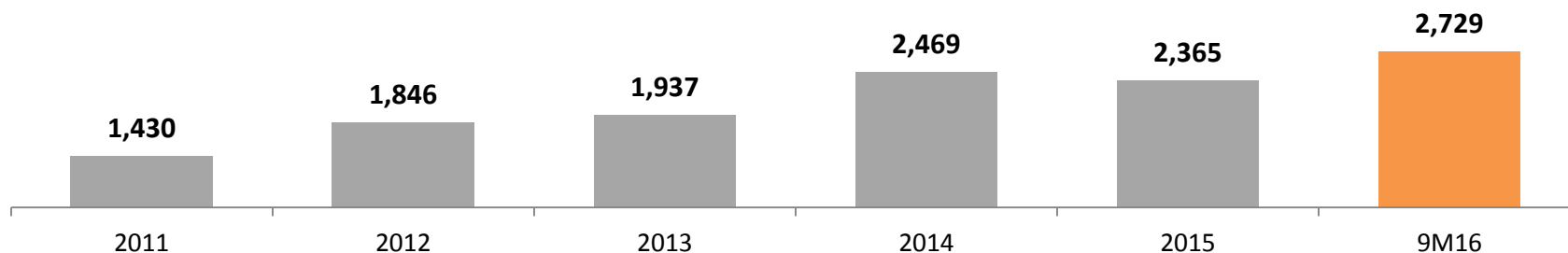
<sup>3</sup> Estimated value.  
<sup>4</sup> Includes the sectors of telecom, water and sanitation and gas.

## Historical CAPEX by Segment R\$ million

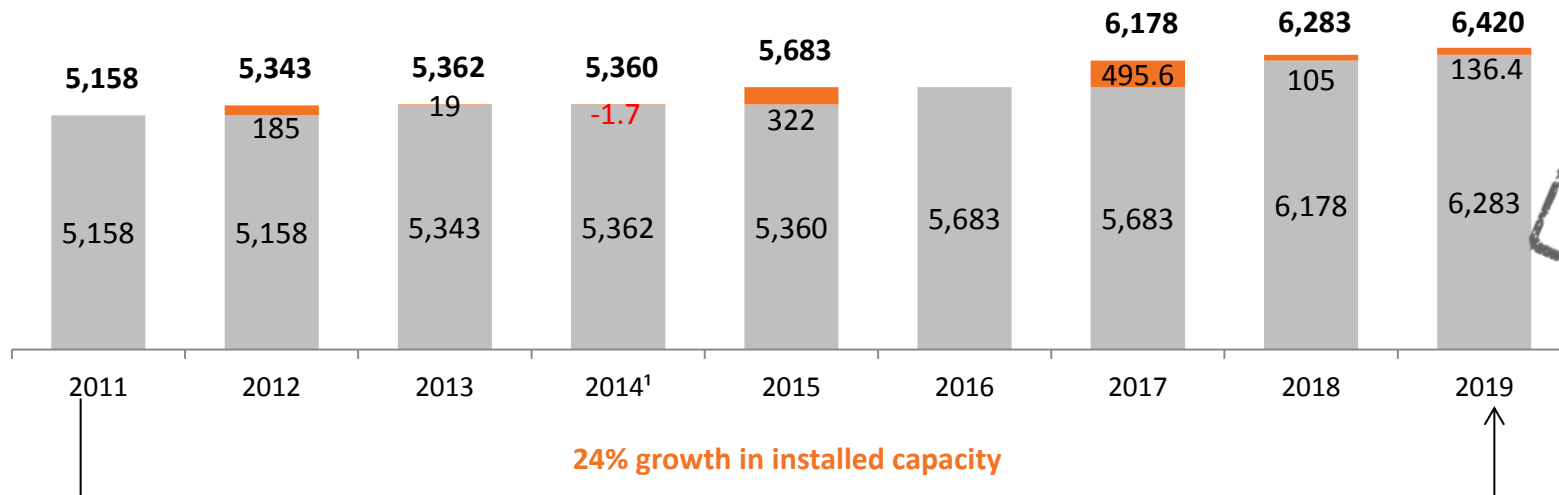
Subsidiary	2011	2012	2013	2014	2015	9M16	Total
Geração e Transmissão	841.5	988.3	885.8	1,504.0	1,419.2	2,023.9	7,662.7
Distribuição	516.4	778.1	977.1	857.7	656.4	552.7	4,338.4
Telecomunicações	71.9	79.8	74.1	107.5	105.4	148.9	587.6
Others <sup>1</sup>	-	-	-	-	183.7	3.1	186.8
<b>Total</b>	<b>1,429.8</b>	<b>1,846.2</b>	<b>1,937.0</b>	<b>2,469.2</b>	<b>2,364.7</b>	<b>2,728.6</b>	<b>12,775.5</b>

<sup>1</sup> Includes gas blocks and other investments in other subsidiaries and holdings.

## Historical CAPEX R\$ million

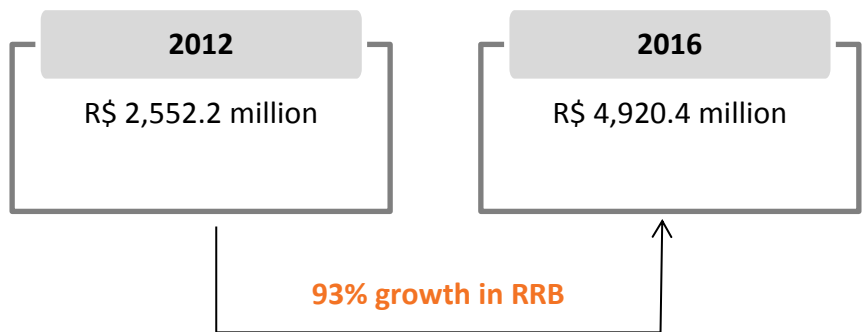


## Generation



Add 737 MW up to 2019

## Distribution (Regulatory Remuneration Base)



## Transmission

Year	Extension (km)	Var (%)
2012	2,023	-
2016	3,821	33.8
2017	5,011	31.1
2020	5,209	4.0
2021	5,401	3.7

Add R\$345 million APR up to 2021

+167%



## ***Investor Relations***

[ri@copel.com](mailto:ri@copel.com)

+55 41 3222-2027

[www.copel.com/ir](http://www.copel.com/ir)

