

Brazil: Economic and Energy Matrix Growth

November 17, 2011



COPEL
Pura Energia

Macro Scenario

Brazil

Geo Data

Area: 8,515 thousand km²

Population: 190.8 million

States: 26 + Federal District

Municipalities: 5,565

Economic Profile

GDP 2010: USD 2.2 trillion

External debt (Sep.11): USD 297.6 billion

International reserves (Sep.11): USD 353.1 billion

GDP growth in 2010: 7.5%

GDP growth last 12 months: 3.6%

Source: Central Bank of Brazil and IBGE





COPEL
Pura Energia

Local Data

State of Paraná

Geo Data

Area: 199 thousand km² (2.3% of Brazilian territory)

Population: 10.4 million (5.5% of Brazil's population)

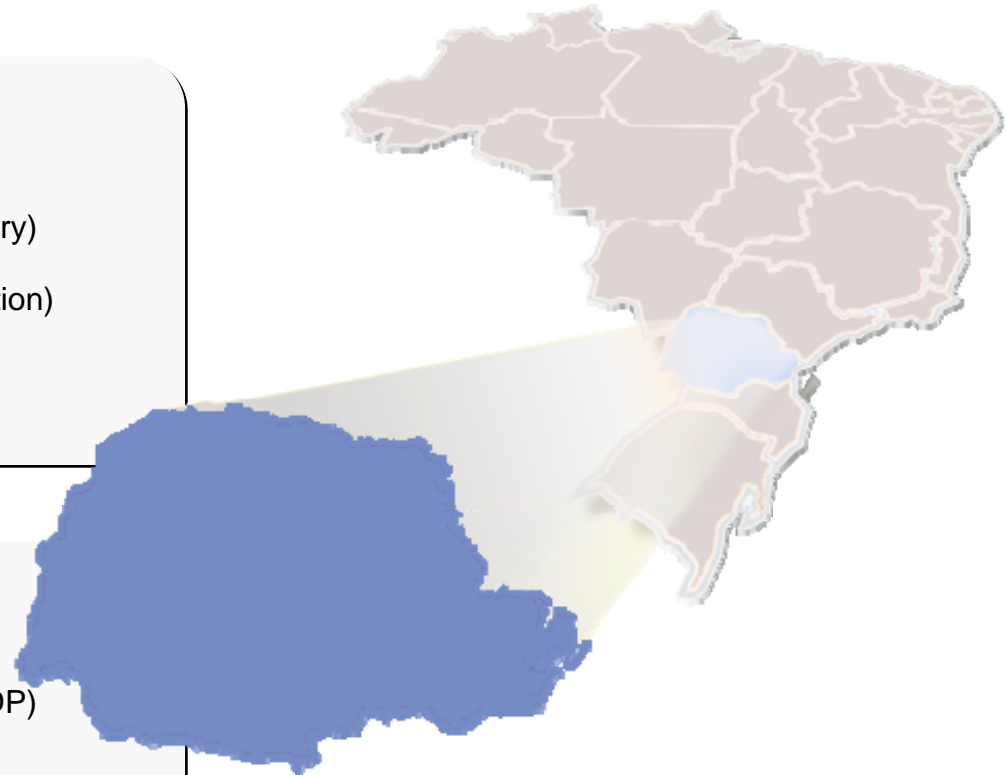
Municipalities: 399

Economic Profile

GDP 2010: USD 132.2 billion (6% of Brazil's GDP)

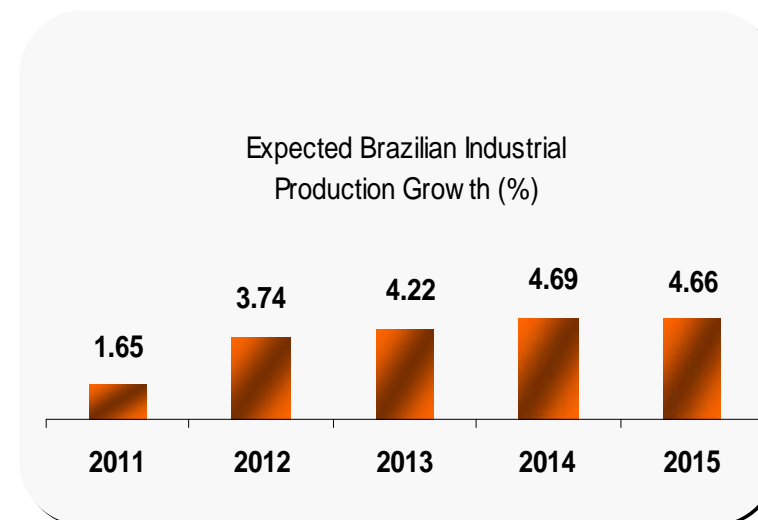
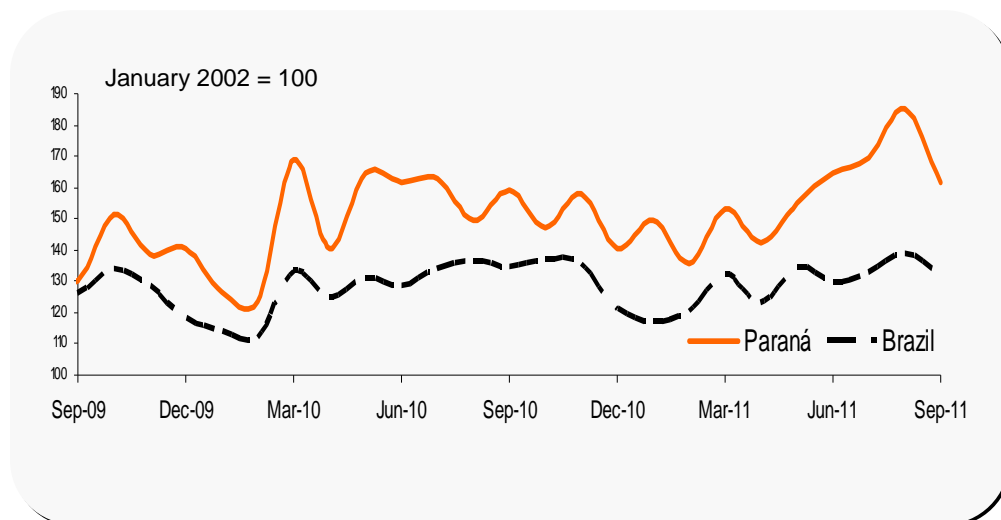
5th largest economy in Brazil

GDP growth in 2010: 8.3%



Source: IBGE and IPARDES

Industrial Production



Source: IBGE and Central Bank of Brazil

2010

- Brazil's industrial production has grown 10.5%
- Paraná's industrial production raised 14.2%

Last 12 months

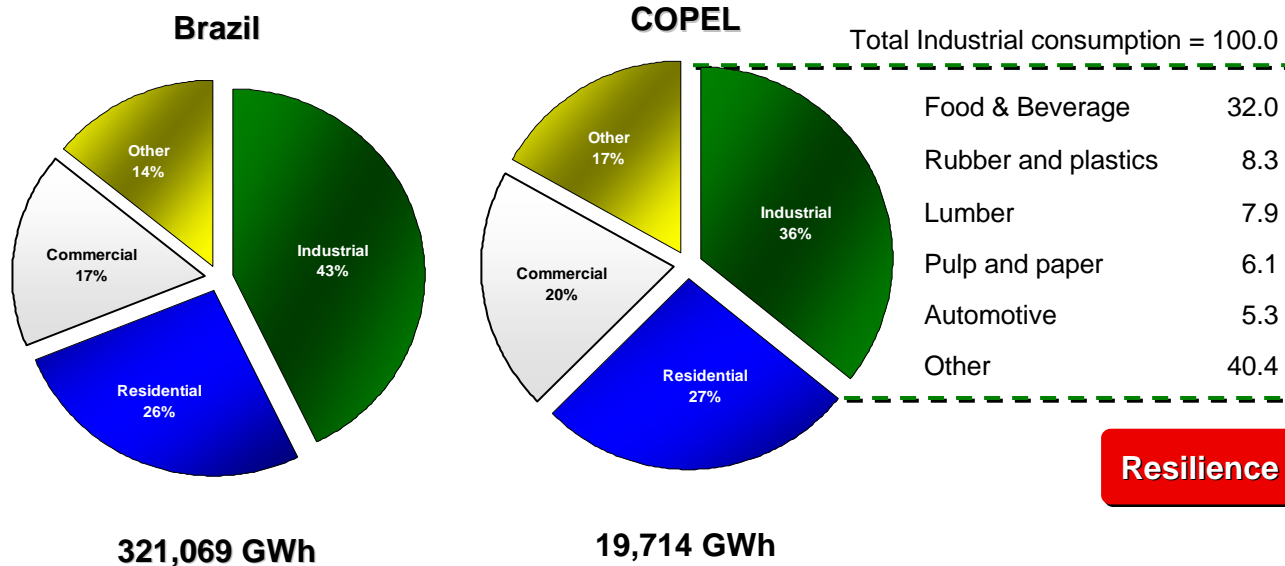
- Brazil's industrial production has grown 1.6%
- Paraná's industrial production raised 4.2%

- Brazilian industrial production positive trend
- Paraná's industrial production higher than Brazil

Paraná is located in the middle of the main LATAM market

Energy Market

(as of Sep.11)



Resilience

Energy Market growth breakdown (%)

Segment	COPEL	Brazil
Industrial	3.2	2.8
Residential	5.5	4.8
Commercial	7.1	6.5
Other	0.6	2.1
Total	4.9	3.8

Source: EPE

What's next?

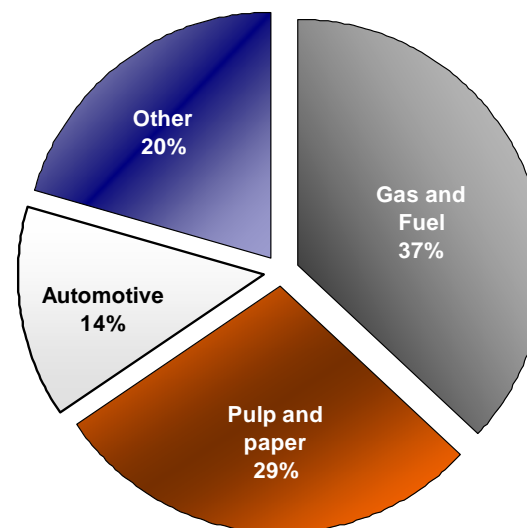
Paraná Competitive Program

- VAT collection optimization
- New Industries to settle down
- COPEL's energy market is boosting

Investments
BRL 22 billion

up to Oct.11

Investments breakdown





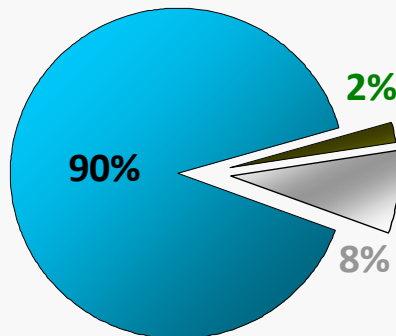
COPEL
Pura Energia

Generation Matrix

What's next?

COPEL

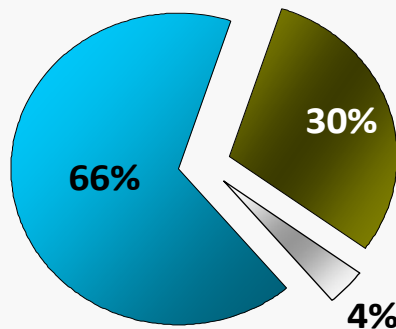
2010



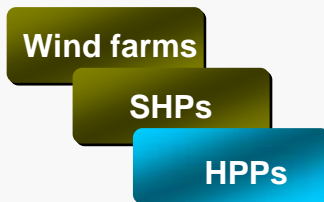
5,158 MW

Power Plants	MW
HPPs	4,680
TPPs	407
SHPs	68
Wind farm	3

2020

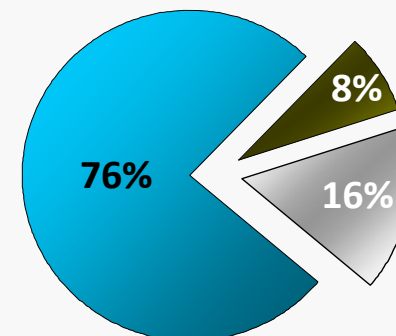


11,000 MW



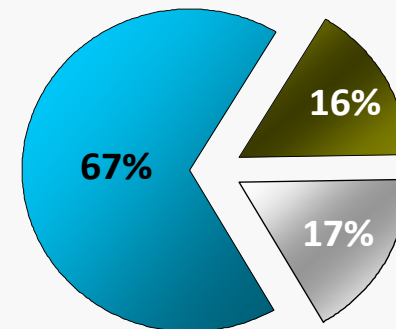
BRAZIL

2010



110,000 MW

2020



171,000 MW

hydro alternative thermal

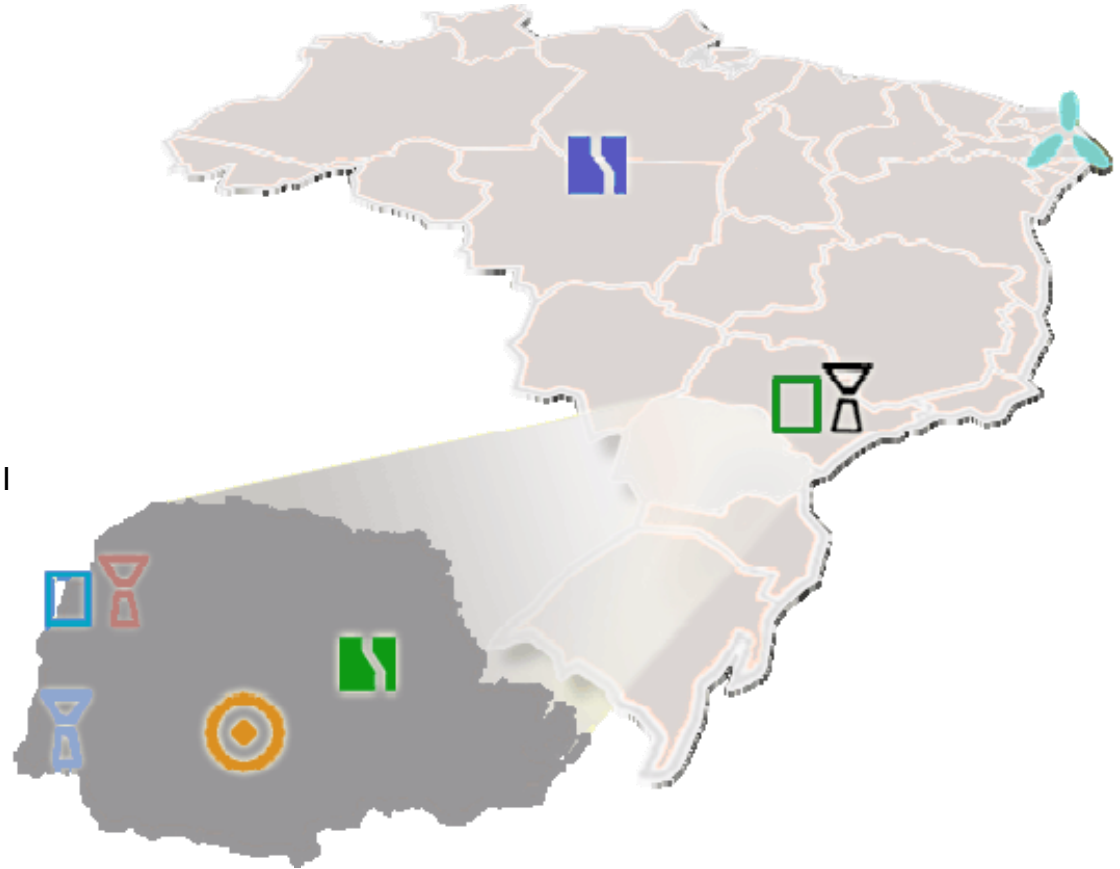
Source: EPE



COPEL
Pura Energia

New Projects Underway

-  MAUÁ HPP
-  COLÍDER HPP
-  CAVERNOSO II SHP
-  WIND FARMS
-  TL FOZ – CASCAVEL OESTE
-  TL ARARAQUARA – TAUBATÉ II
-  SE CERQUILHO III
-  TL UMUARAMA - CASCAVEL
-  SE UMUARAMA



CAPEX

BRL 3.5 bln

544 KM

New TLs

550 MW

New Capacity

COPEL ready to bid new Aneel auctions

Generation (A-5)

Dec. 20

CAPEX

up to **BRL 7 bln**

HPP	Installed Capacity (MW)	Location (River / State)
São Manoel	700	Teles Pires - Mato Grosso
Sinop	400	Teles Pires - Mato Grosso
São Roque	147	Canoas - Santa Catarina
Cachoeira-Caldeirão	219	Araguari - Amapá
Total	1,466	-

Return over **Ke**

Synergies

Partnerships

Transmission

Dec. 16


CAPEX

up to **BRL 900 mm**

LOT	TL (km)	SE	APR (BRL mm)	Location
A	798	1	61	RS, PR and SC
D	-	2	23	SC
E	136	2	23	PR
F	28	1	13	PR
Total	962	6	120	-

Return over **Ke**

Partnerships



Investor Relations

ri@copel.com

+55 041 3222-2027
www.copel.com/ir