

Fact Sheet 9M12



Corporate Profile

Copel – Companhia Paranaense de Energia – generates, transmits, distributes and trades electric energy, and also provides telecommunication services. The Company is one of the largest electric power facilities in Brazil. The Company's position in the sector is a result of 58 years of experience and technical proficiency in generating, transmitting and distributing electric power.

Copel went public in April 1994 on Bolsa de Valores de São Paulo BM&FBOVESPA - and, in July 1997, became the first company of the Brazilian electric power sector with shares traded on the New York Stock Exchange. Copel's shares are also traded in Europe, on the Latibex – the Latin American arm of the Madrid Stock Exchange, since June 2002. In May 2008 COPEL joined BM&FBOVESPA's Level 1 of Corporate Governance.

Currently, Copel directly serves 4 million customers units in 396 municipalities and 1,114 localities (districts, villas and villages). Copel holds 19 own power plants and has interests in other 6 generation companies, totaling 5,158 MW of installed capacity. In order to transmit and distribute the electric power generated, the Company counts on 2,023 km of transmission lines and 185,842 km of distribution lines, being the third largest network in Brazil. Copel's staff is composed by 9,502 employees.

Copel Distribuição's captive market grew by 5.0% between January and September 2012. The main customer segments varied as follows: industrial, 0.5%; residential, 3.8%; commercial, 4.8% and rural, 8.0%.



Stock Performance

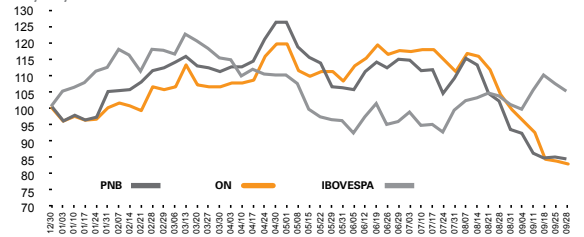
Market Information (09/28/2012)

Year	BM&FBOVESPA (Common Shares - R\$)	BM&FBOVESPA (Preferred Shares - R\$)	NYSE (ADR) (Preferred Shares - US\$)	LATIBEX (Preferred Shares - €)
Ticker	CPL3	CPL6	ELP	XCOP
Price per Share / ADR	27.79	33.10	16.42	12.71
Maximum Price -52 weeks	39.00	48.29	26.03	19.88
Minimum Price - 52 weeks	27.00	31.93	15.93	11.47

Number of Shares	273,655,375
ON	145,031,080
PNA	383,993
PNB	128,240,302

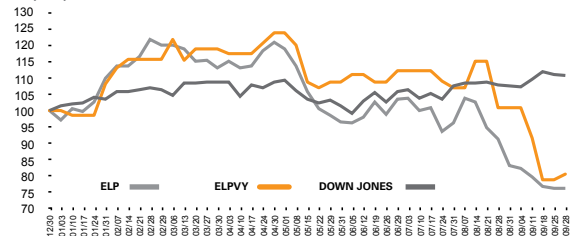
STOCK PERFORMANCE AT BM&FBOVESPA

12/31/11 = 100



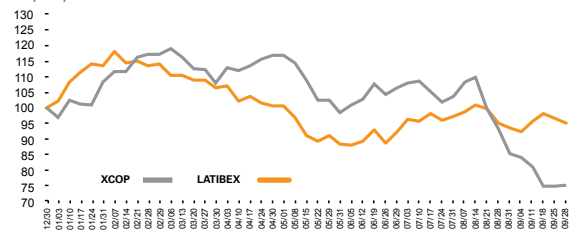
STOCK PERFORMANCE AT NYSE

12/31/11 = 100

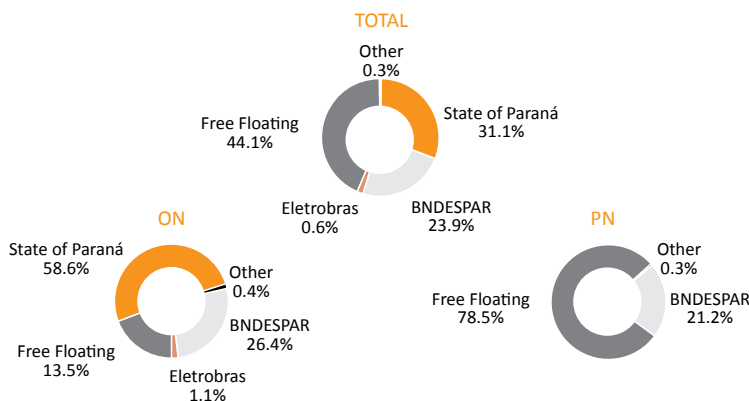


STOCK PERFORMANCE AT LATIBEX

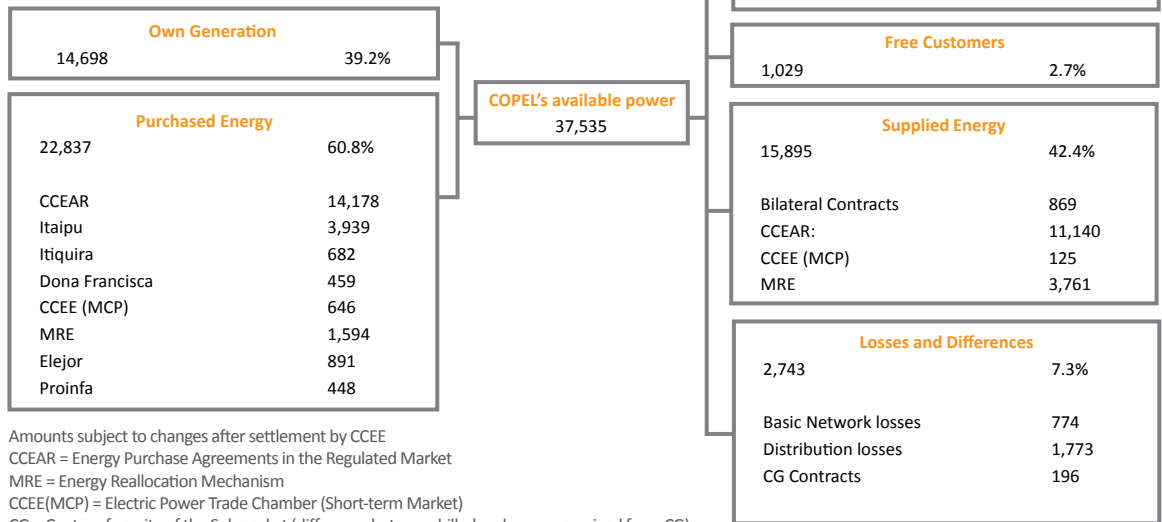
12/31/11 = 100



Ownership Breakdown



Consolidated Energy Flow



Amounts subject to changes after settlement by CCEE
 CCEAR = Energy Purchase Agreements in the Regulated Market
 MRE = Energy Reallocation Mechanism
 CCEE(MCP) = Electric Power Trade Chamber (Short-term Market)
 CG = Center of gravity of the Submarket (difference between billed and energy received from CG)

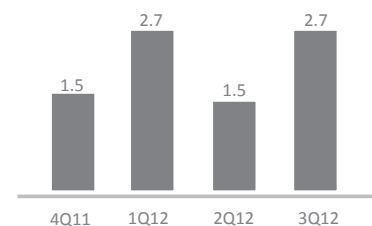
Highlights

	9M12	9M11	%
Net Operating Revenues	6,109,116	5,682,614	7.5
Operating Costs and Expenses	(5,079,618)	(4,535,576)	12.0
EBITDA	1,441,234	1,555,018	(7.3)
Net Income (Controlling Shareholders)	806,363	975,831	(17.4)

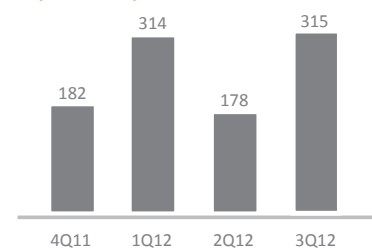
Debt

	Short Term	Long Term	Total
Foreign Currency			
National Treasury	4,017	57,035	61,052
Eletrobras	6	8	14
Total	4,023	57,043	61,066
Local Currency			
Eletrobras - Copel	53,725	191,016	244,741
FINEP	1,987	16,303	18,290
BNDES - Mauá	21,890	365,951	387,841
Banco do Brasil S/A and other	148,951	1,364,372	1,513,323
Total	226,553	1,937,642	2,164,195
Total	230,576	1,994,685	2,225,261

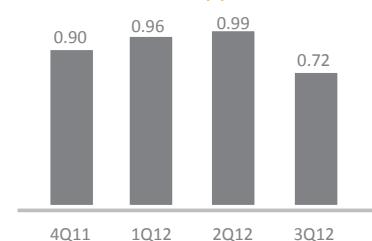
ROE (%)



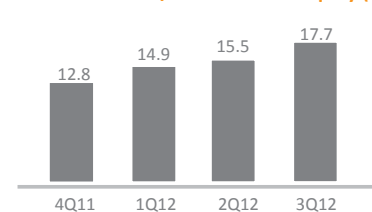
Net Income - Controlling Shareholders (R\$ million)



Price / Book Value (x)



Indebtedness / Shareholders' Equity (%)



IR Contact:

Phone: +55 41 3222-2027
 ri@copel.com

www.copel.com/ir

