

# Fact Sheet 1H12



## Corporate Profile

Copel – Companhia Paranaense de Energia – generates, transmits, distributes and trades electric energy, and also provides telecommunication services. The Company is one of the largest electric power facilities in Brazil. The Company's position in the sector is a result of 57 years of experience and technical proficiency in generating, transmitting and distributing electric power.

Copel went public in April 1994 on Bolsa de Valores de São Paulo BM&FBOVESPA - and, in July 1997, became the first company of the Brazilian electric power sector with shares traded on the New York Stock Exchange. Copel's shares are also traded in Europe, on the Latibex – the Latin American arm of the Madrid Stock Exchange, since June 2002. In May 2008 COPEL joined BM&FBOVESPA's Level 1 of Corporate Governance.

Currently, Copel directly serves 4 million customers units in 396 municipalities and 1,114 localities (districts, villas and villages). Copel holds 19 own power plants and has interests in other 6 generation companies, totaling 5.158 MW of installed capacity. In order to transmit and distribute the electric power generated, the Company counts on 2,023 km of transmission lines and 185,510 km of distribution lines, being the third largest network in Brazil. Copel's staff is composed by 9,540 employees.

Copel Distribuição's captive market grew by 5.5% between January and June 2012. The main customer segments varied as follows: residential, 4.6%; commercial, 4.3%; industrial, 2.1% and rural, 8.7%.



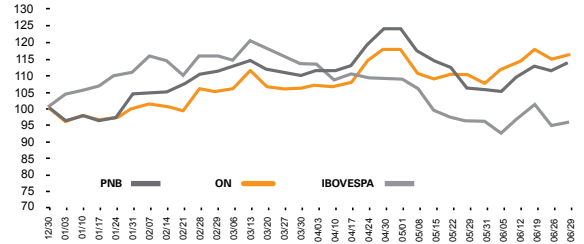
## Stock Performance

Market Information (06/29/2012)

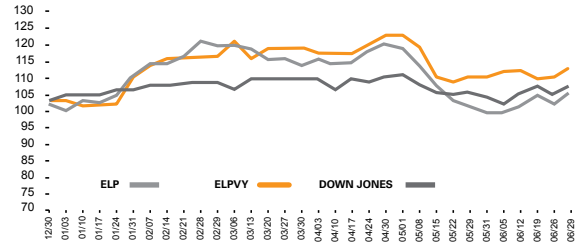
Year	BM&FBOVESPA (Common Shares - R\$)	BM&FBOVESPA (Preferred Shares - R\$)	NYSE (ADR) (Preferred Shares - US\$)	LATIBEX (Preferred Shares - €)
Ticker	CPL3	CPL6	ELP	XCOP
Price per Share / ADR	38.40	44.20	21.68	17.14
Maximum Price -52 weeks	39.00	48.29	27.08	19.88
Minimum Price - 52 weeks	28.50	31.93	17.80	13.15

Number of Shares	273,655,375
ON	145,031,080
PNA	383,993
PNB	128,240,302

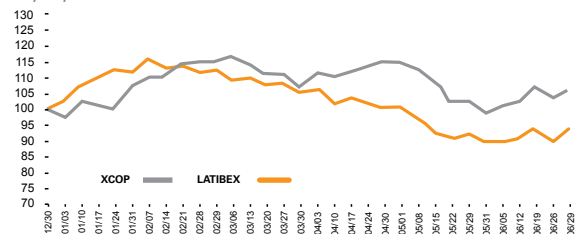
STOCK PERFORMANCE AT BM&FBOVESPA  
12/31/11 = 100



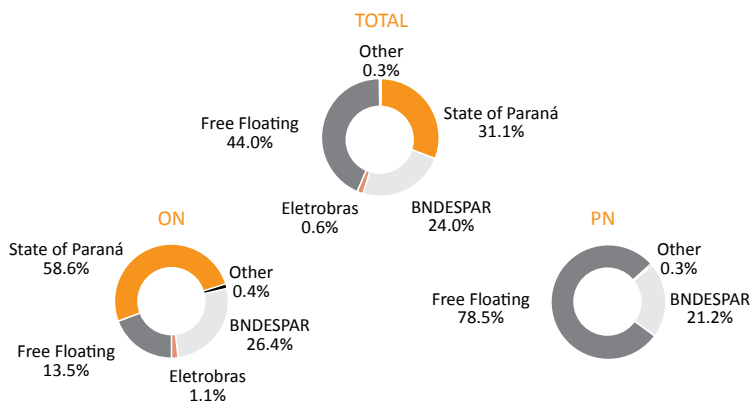
STOCK PERFORMANCE AT NYSE  
12/31/11 = 100



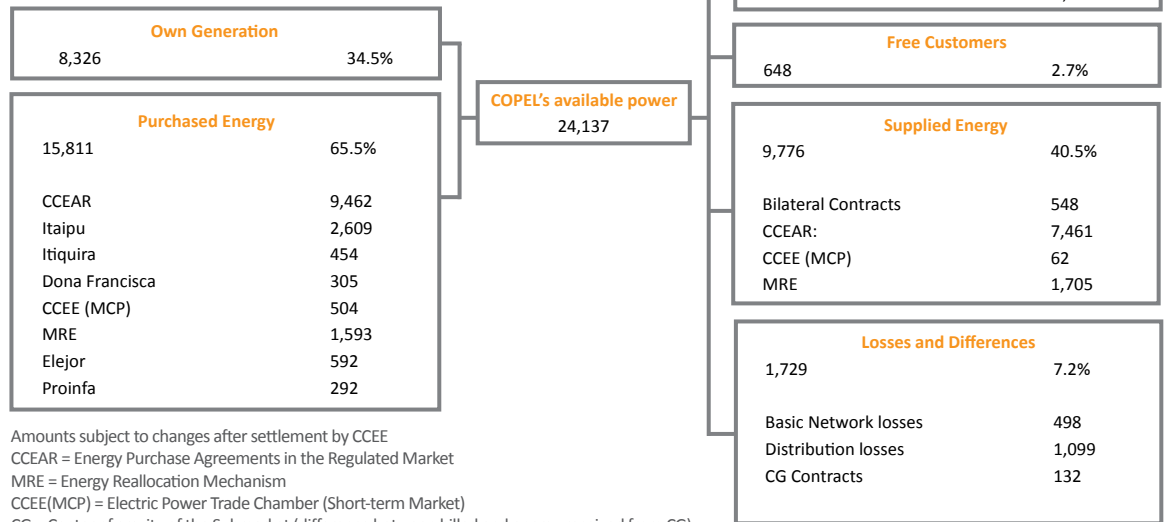
STOCK PERFORMANCE AT LATIBEX  
12/31/11 = 100



## Ownership Breakdown



## Consolidated Energy Flow



Amounts subject to changes after settlement by CCEE  
 CCEAR = Energy Purchase Agreements in the Regulated Market  
 MRE = Energy Reallocation Mechanism  
 CCEE(MCP) = Electric Power Trade Chamber (Short-term Market)  
 CG = Center of gravity of the Submarket (difference between billed and energy received from CG)

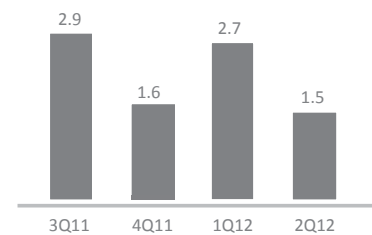
## Highlights

	1H12	1H11	%
Net Operating Revenues	4,056,108	3,668,538	10.6
Operating Costs and Expenses	(3,368,687)	(2,886,580)	16.7
EBITDA	964,141	1,051,843	(8.3)
Net Income	504,686	642,312	(21.4)

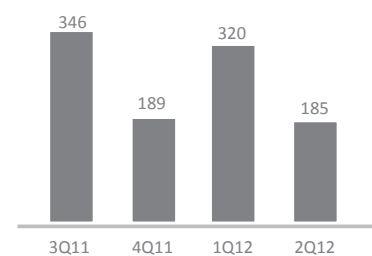
## Debt

	Short Term	Long Term	Total
<b>Foreign Currency</b>			
National Treasury	3,288	56,774	60,062
Eletrobras	6	8	14
<b>Total</b>	<b>3,294</b>	<b>56,782</b>	<b>60,076</b>
<b>Local Currency</b>			
Eletrobras - Copel	53,004	202,399	255,403
FINEP	1,964	2,928	4,892
BNDES - Mauá	16,317	372,619	388,936
Banco do Brasil S/A and other	31,365	1,492,685	1,524,050
<b>Total</b>	<b>102,650</b>	<b>2,070,631</b>	<b>2,173,281</b>
<b>Total</b>	<b>105,944</b>	<b>2,127,413</b>	<b>2,233,357</b>

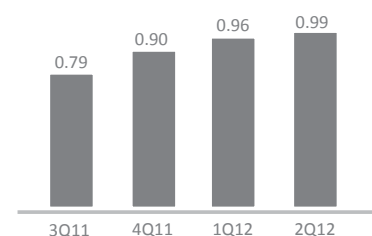
### ROE (%)



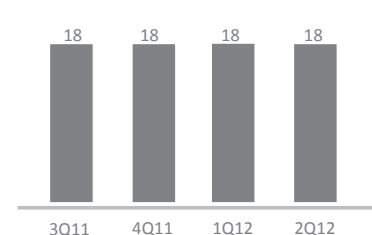
### Net Income (R\$ million)



### Price / Book Value (x)



### Indebtedness / Shareholders' Equity (%)



## IR Contact:

Phone: +55 41 3222-2027  
 ri@copel.com

[www.copel.com/ir](http://www.copel.com/ir)

