

Fact Sheet 1Q12



Corporate Profile

Copel – Companhia Paranaense de Energia – generates, transmits, distributes and trades electric energy, and also provides telecommunication services. The Company is one of the largest electric power facilities in Brazil. The Company's position in the sector is a result of 57 years of experience and technical proficiency in generating, transmitting and distributing electric power.

Copel went public in April 1994 on Bolsa de Valores de São Paulo BM&FBOVESPA - and, in July 1997, became the first company of the Brazilian electric power sector with shares traded on the New York Stock Exchange. Copel's shares are also traded in Europe, on the Latibex – the Latin American arm of the Madrid Stock Exchange, since June 2002. In May 2008 COPEL joined BM&FBOVESPA's Level 1 of Corporate Governance.

Currently, Copel directly serves 4 million customers units in 396 municipalities and 1,117 localities (districts, villas and villages). Copel holds 19 own power plants and has interests in other 6 generation companies, totaling 5.158 MW of installed capacity. In order to transmit and distribute the electric power generated, the Company counts on 2,029 km of transmission lines and 184,984 km of distribution lines, being the third largest network in Brazil. Copel's staff is composed by 9,392 employees.

Copel Distribuição's captive market grew by 7.3% in 1Q12. The main customer segments varied as follows: residential, 6.5%; commercial, 7.3%; industrial, 4.0% and rural, 9.6%.



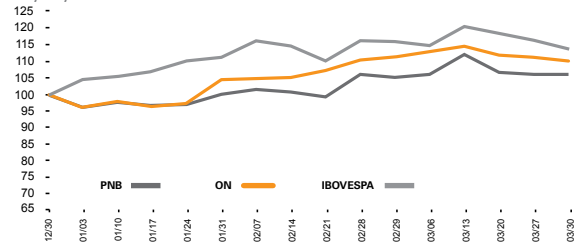
Stock Performance

Market Information (03/30/2012)

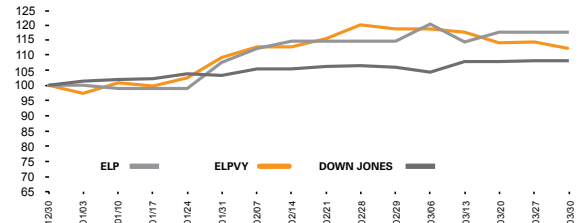
Year	BM&FBOVESPA (Common Shares - R\$)	BM&FBOVESPA (Preferred Shares - R\$)	NYSE (ADR) (Preferred Shares - US\$)	LATIBEX (Preferred Shares - €)
Ticker	CPL3	CPL6	ELP	XCOP
Price per Share / ADR	35.00	42.75	23.51	17.32
Maximum Price -52 weeks	40.49	46.50	29.41	20.29
Minimum Price - 52 weeks	28.50	31.93	17.80	13.15

Number of Shares	273,655,375
ON	145,031,080
PNA	384,139
PNB	128,240,156

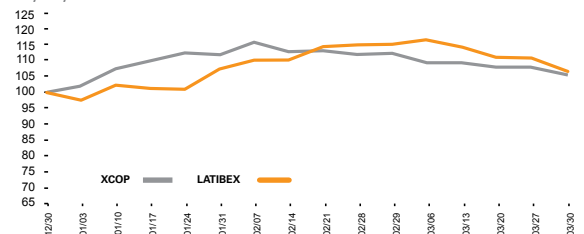
STOCK PERFORMANCE AT BM&FBOVESPA
12/31/11 = 100



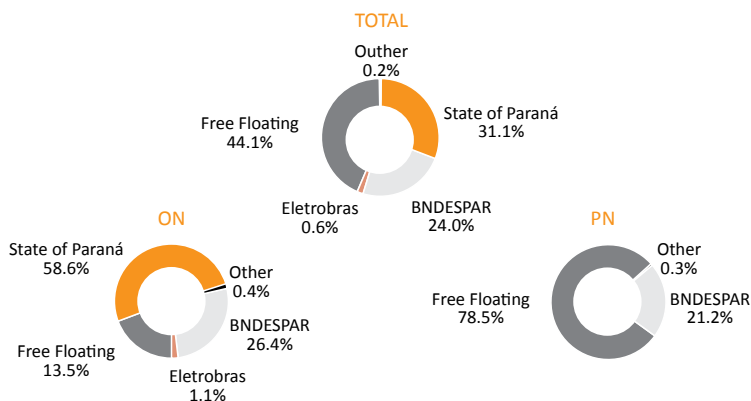
STOCK PERFORMANCE AT NYSE
12/31/11 = 100



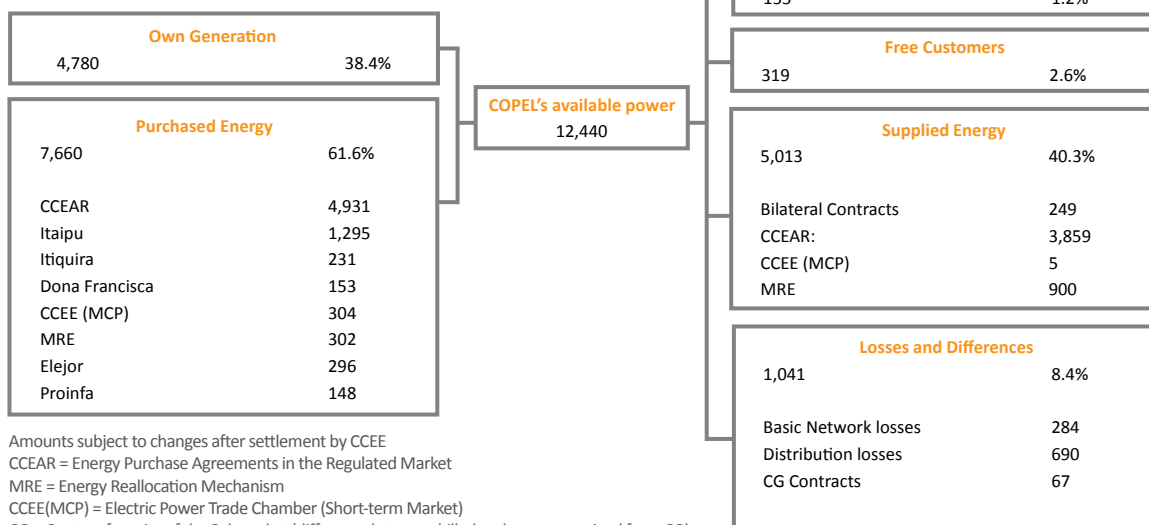
STOCK PERFORMANCE AT LATIBEX
12/31/11 = 100



Ownership Breakdown



Consolidated Energy Flow



Amounts subject to changes after settlement by CCEE
 CCEAR = Energy Purchase Agreements in the Regulated Market
 MRE = Energy Reallocation Mechanism
 CCEE(MCP) = Electric Power Trade Chamber (Short-term Market)
 CG = Center of gravity of the Submarket (difference between billed and energy received from CG)

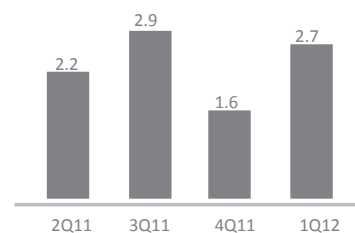
Highlights

	1Q12	1Q11	%
Net Operating Revenues	2,024,638	1,826,230	10.9
Operating Costs and Expenses	1,580,557	1,373,051	15.1
EBITDA	585,407	587,175	(0.3)
Net Income	319,745	384,829	(16.9)

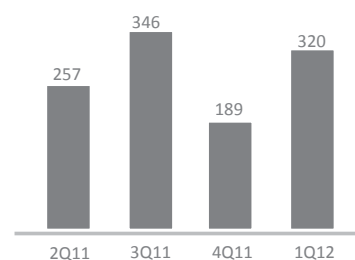
Debt

	Short Term	Long Term	Total
Foreign Currency			
National Treasury	5,016	52,400	57,416
Eletrobras	5	11	16
Total	5,021	52,411	57,432
Local Currency			
Eletrobras - Copel	45,925	204,571	250,496
FINEP	1,966	3,416	5,382
BNDES - Mauá	10,328	379,103	389,431
Banco do Brasil S/A and other	10,134	1,479,346	1,489,480
Total	68,353	2,066,436	2,134,789
Total	73,374	2,118,847	2,192,221

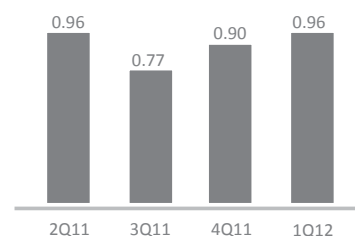
ROE (%)



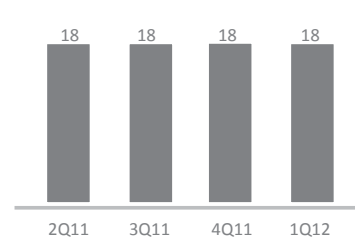
Net Income (R\$ million)



Price / Book Value (x)



Indebtedness / Shareholders' Equity (%)



IR Contact:

Phone: +55 41 3222-2027
 ri@copel.com

www.copel.com/ir

