


Fact Sheet 2010



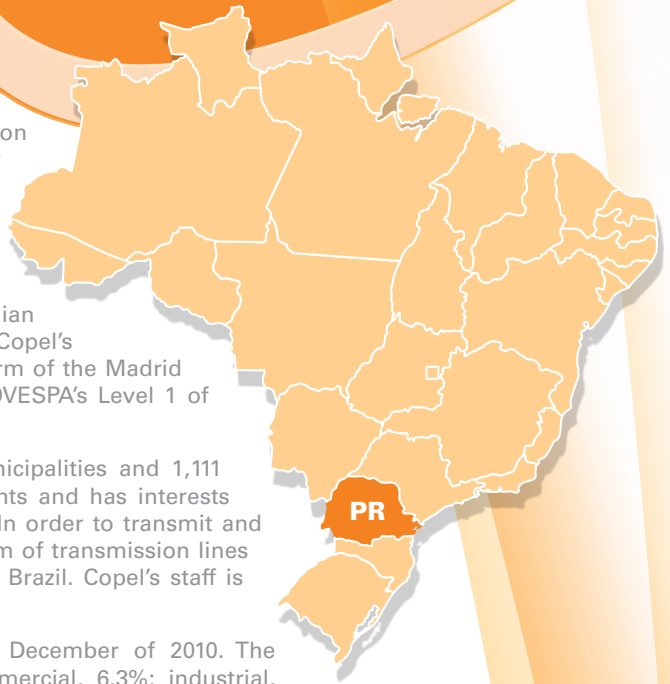
Corporate Profile

Copel – Companhia Paranaense de Energia – generates, transmits, distributes, trades electric energy, and also provides telecommunication services to the State of Paraná, being one of the largest electric power facilities in Brazil. The Company's position in the sector is a result of 56 years of experience and technical proficiency in generating, transmitting and distributing electric power.

Copel went public in April 1994 on Bolsa de Valores de São Paulo – BM&FBOVESPA - and, in July 1997, became the first company of the Brazilian electric power sector with shares traded on the New York Stock Exchange. Copel's shares are also traded in Europe, on the Latibex – the Latin American arm of the Madrid Stock Exchange, since June 2002. In May 2008 COPEL joined BM&FBOVESPA's Level 1 of Corporate Governance.

Currently, Copel directly serves 3,759,399 customers units in 393 municipalities and 1,111 localities (districts, villas and villages). Copel holds 18 own power plants and has interests in other 7 generation projects, totaling 5,160 MW of installed capacity. In order to transmit and distribute the electric power generated, the Company counts on 1,913 km of transmission lines and 181,994 km of distribution lines, being the third largest network in Brazil. Copel's staff is composed by 8,907 employees.

Copel Distribuição's captive market grew by 5.2% from January to December of 2010. The main customer segments varied as follows: residential, 4.6%; commercial, 6.3%; industrial, 5.8% and rural, 5.6%.

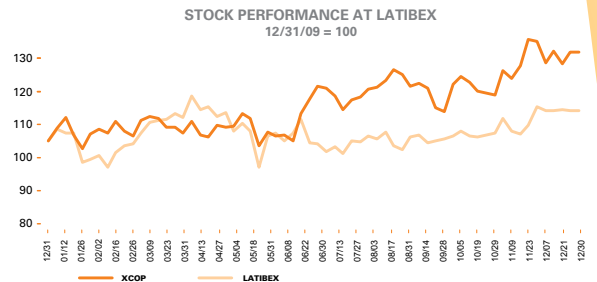
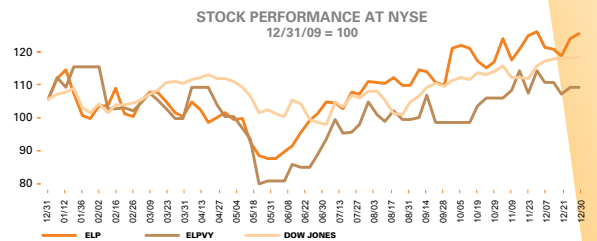
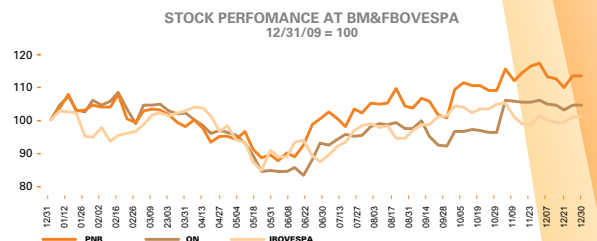


Stock Performance

Market Information (12/31/2010)

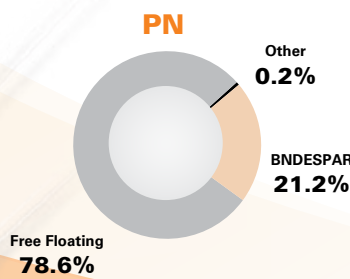
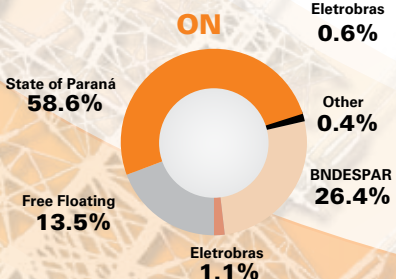
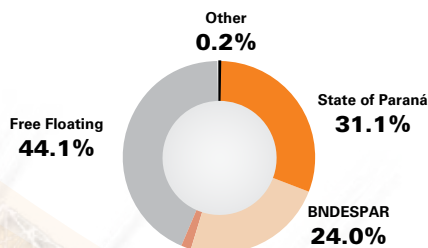
Year	BM&FBovespa (Common Shares - R\$)	BM&FBovespa (Preferred Shares - R\$)	NYSE (ADR) (Preferred Shares - US\$)	LATIBEX (Preferred Shares - €)
Ticker	CPLE3	CPLE6	ELP	CXOP
Price per Share / ADR	38.00	41.50	25.17	18.65
Maximum Price - 52 weeks	40.00	44.60	26.28	19.51
Minimum Price - 52 weeks	30.75	33.00	18.07	14.48

Number of Shares:	273,655,375
Common:	145,031,080
Preferred A:	389,931
Preferred B:	128,234,364



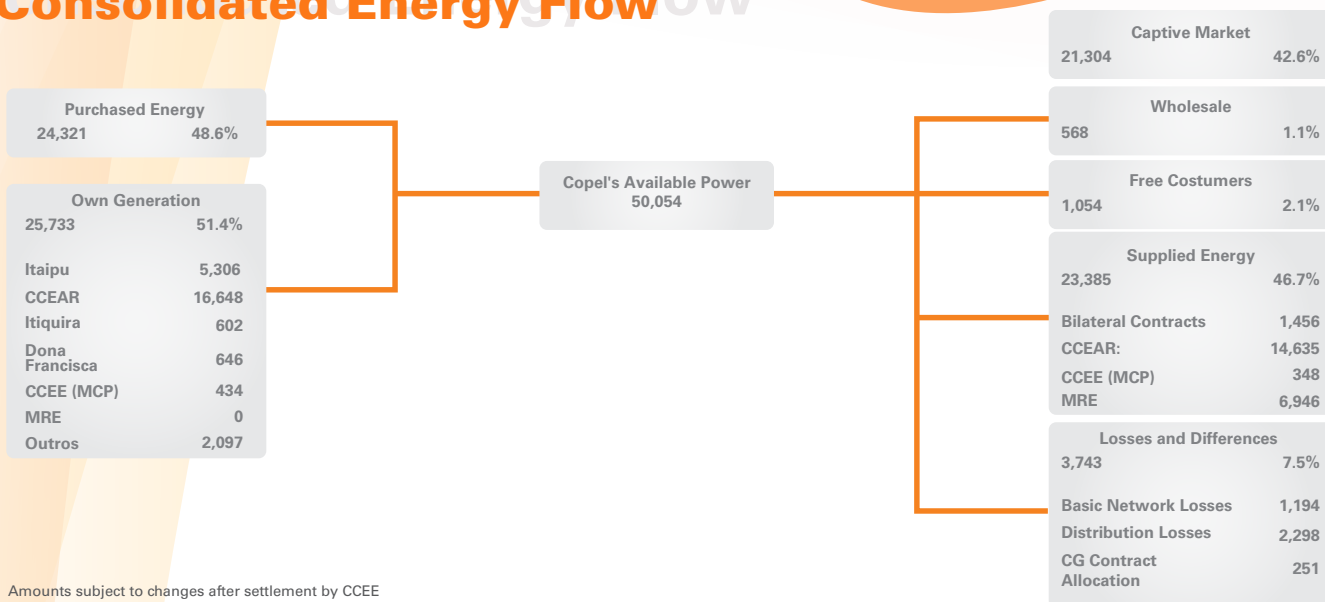
Ownership Breakdown

TOTAL



Fact Sheet 2010

Consolidated Energy Flow



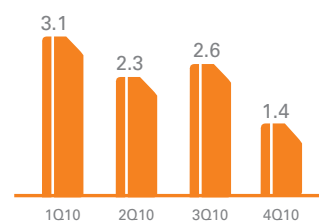
Amounts subject to changes after settlement by CCEE
 CCEAR = Energy Purchase Agreements in the Regulated Market
 MRE = Energy Reallocation Mechanism
 CCEE (MCP) = Electric Power Trade Chamber (Spot Market)
 CG = Center of Gravity of the Submarket (difference between billed and energy received from CG)

Highlights

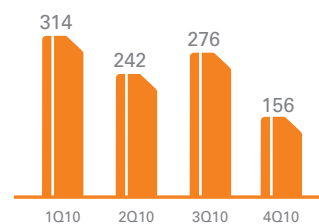
(R\$ thousand)

	2010	2009	%
Net Operating Revenues	6,901,113	6,250,140	10.4
Operating Costs and Expenses	(5,968,143)	(5,207,005)	14.6
EBITDA	1,475,962	1,582,916	(6.8)
Net Income	987,807	791,776	24.8

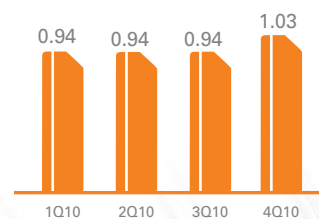
ROE (%)



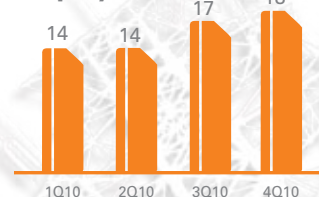
Net Income (R\$ million)



Price / Book Value (x)



Indebtedness / Shareholders' Equity (%)



Debt

(R\$ thousand)

	Short Term	Long Term	Total
Foreign Currency			
BID	9,233	-	9,233
National Treasury	5,278	51,397	56,675
Eletrobras	5	15	20
Total	14,516	51,412	65,928
Local Currency			
Eletrobras - Copel	44,643	257,673	302,316
BNDES - Compagas	6,330	43	6,373
Debentures - Copel	621,157	-	621,157
BNDES/ B.B. S/A - Mauá	2,860	274,992	277,852
Banco do Brasil S/A and other	14,746	696,862	711,608
Total	689,736	1,229,570	1,919,306
Total	704,252	1,280,982	1,985,234