

# Fact Sheet 3Q08



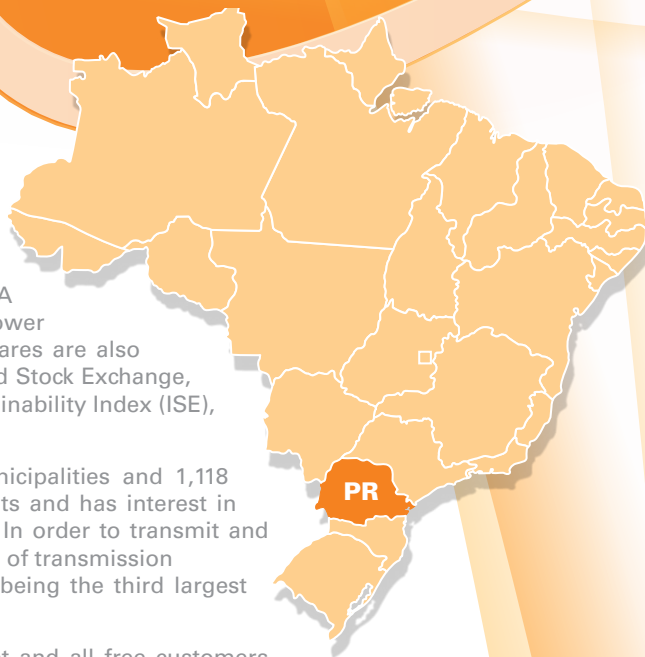
## Corporate Profile

Copel – Companhia Paranaense de Energia – generates, transmits, and distributes electric power in the State of Paraná, being one of the largest electric power companies in Brazil. The Company's position in the sector is a result of 54 years of experience and technical proficiency in generating, transmitting and distributing electric power.

Copel went public in April 1994 on Bolsa de Valores de São Paulo - BOVESPA - and, in July 1997, became the first company of the Brazilian electric power sector with shares traded on the New York Stock Exchange. Copel's shares are also traded, in Europe, on the Latibex – the Latin American arm of the Madrid Stock Exchange, since June 2002. In 2005, it was included in the Bovespa's Business Sustainability Index (ISE), and in May 2008 joined its Level 1 of Corporate Governance.

Currently, Copel directly serves 3,491,930 consumer units in 393 municipalities and 1,118 localities (districts, villas and villages). Copel holds 18 own power plants and has interest in other 6 generation companies, totaling 5,152 MW of installed capacity. In order to transmit and distribute the electric power generated, the Company counts on 1,830 km of transmission lines above 230 kV and 179,126 km of distribution lines up to 138 kV, being the third largest network in Brazil. Copel's staff is composed by 8,270 employees.

Copel Distribuição's grid market (TUSD), comprising the captive market and all free customers within the Company's concession area, grew by 6.6% in the nine months of 2008 comparing to the same period of 2007.



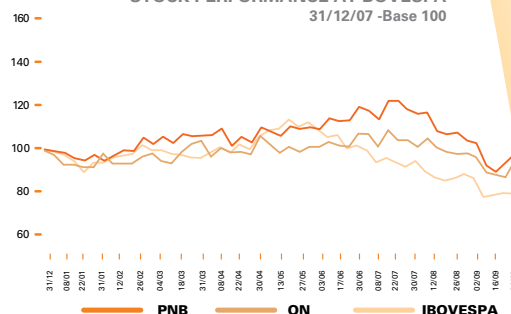
## Stock Performance

Market Information (09/30/2008)

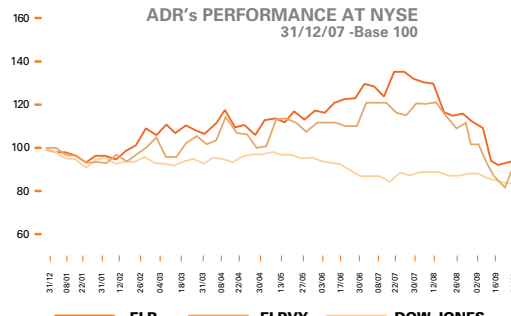
| Year                       | Bovespa<br>(Common Shares - R\$) | Bovespa<br>(Preferred Shares - R\$) | NYSE (ADR)<br>(Preferred Shares - US\$) | LATIBEX<br>(Preferred Shares - €) |
|----------------------------|----------------------------------|-------------------------------------|---|-----------------------------------|
| <b>Ticker</b>              | <b>CPLE3</b>                     | <b>CPLE6</b>                        | <b>ELP</b>                              | <b>XCOP</b>                       |
| Thousand Shares Price/ ADR | 28.00                            | 26.40                               | 13.72                                   | 9.55                              |
| Maximum Price - 52 weeks   | 32.50                            | 34.15                               | 21.78                                   | 13.49                             |
| Minimum Price - 52 weeks   | 24.89                            | 22.00                               | 11.66                                   | 8.33                              |

Market Value: .....R\$ 7,454,497.93 billion  
 Number of Shares: .....R\$ 273,655,375

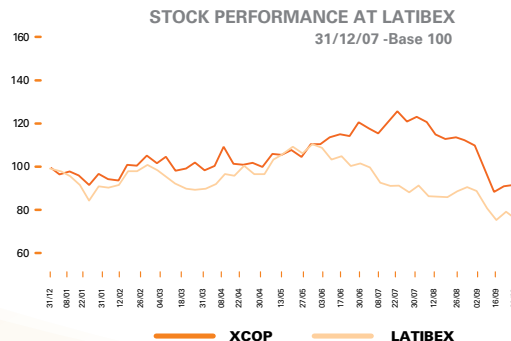
STOCK PERFORMANCE AT BOVESPA  
31/12/07 -Base 100



ADR's PERFORMANCE AT NYSE  
31/12/07 -Base 100

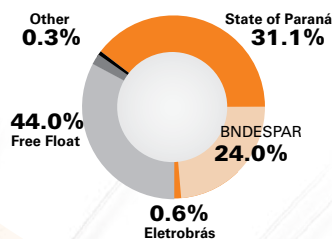


STOCK PERFORMANCE AT LATIBEX  
31/12/07 -Base 100

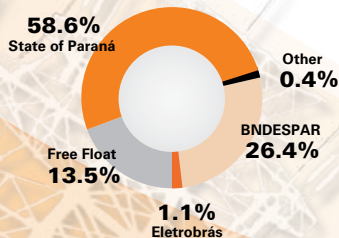


## Ownership Breakdown

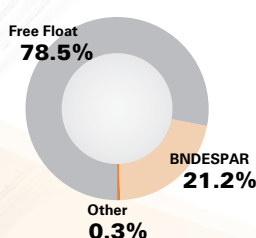
### TOTAL



### ON

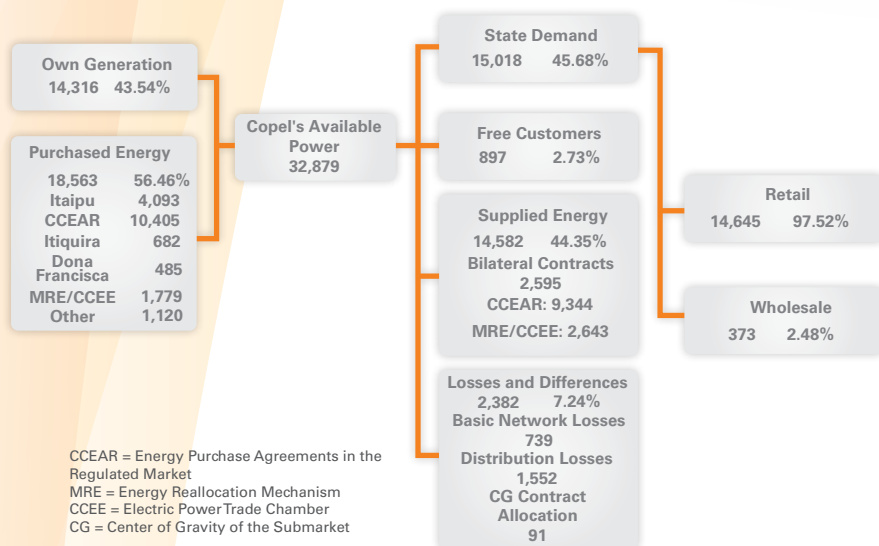


### PN

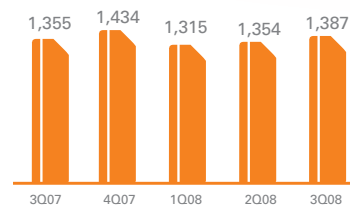


# Fact Sheet 3Q08

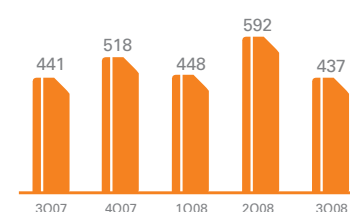
## Consolidated Energy Flow



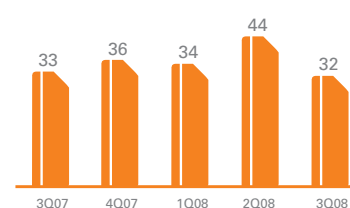
### Net Operating Revenue (R\$ million)



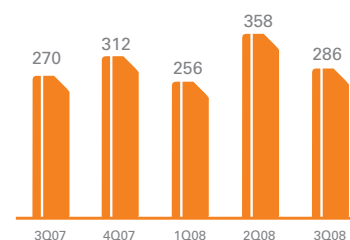
### EBITDA (R\$ million)



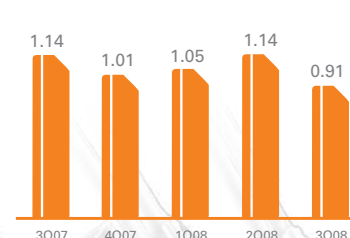
### EBITDA Margin (%)



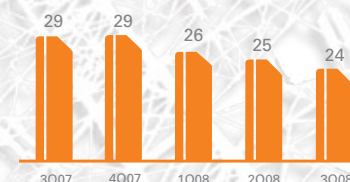
### Net Income (R\$ million)



### Price / Book Value (X)



### Indebtedness / Shareholders' Equity (%)



## Highlights

(R\$ thousand)

|                             | 3Q08        | 3Q07        | %    |
|-----------------------------|-------------|-------------|------|
| Gross Operating Revenues    | 2,135,259   | 2,030,530   | 5.2  |
| Net Operating Revenues      | 1,387,432   | 1,355,036   | 2.4  |
| Operating Expenses          | (1,043,783) | (1,020,272) | 2.3  |
| Result of Operations        | 343,649     | 334,764     | 2.7  |
| EBITDA                      | 437,281     | 441,260     | -0.9 |
| Net Income                  | 286,016     | 269,766     | 6.0  |
| Energy Retail Revenues      | 760,399     | 713,447     | 6.6  |
| Retail Revenues per Segment |             |             |      |
| Residential                 | 237,349     | 224,937     | 5.5  |
| Industrial                  | 282,357     | 263,369     | 7.2  |
| Commercial                  | 155,378     | 143,788     | 8.1  |
| Rural                       | 29,352      | 27,372      | 7.2  |
| Other Segments              | 55,963      | 53,981      | 3.7  |

## Debt Profile

(R\$ thousand)

|                         | Short Term    | Long Term      | Total          |
|-------------------------|---------------|----------------|----------------|
| <b>Foreign Currency</b> |               |                |                |
| IDB                     | 19,976        | 28,901         | 48,877         |
| National Treasury       | 8,998         | 72,638         | 81,636         |
| Eletrobras              | 7             | 33             | 40             |
| Banco do Brasil S/A     | 4,466         | -              | 4,466          |
| <b>Total</b>            | <b>33,447</b> | <b>101,572</b> | <b>135,019</b> |

|                               |                |                  |                  |
|-------------------------------|----------------|------------------|------------------|
| <b>Local Currency</b>         |                |                  |                  |
| Eletrobras - Copel            | 36,284         | 282,957          | 319,241          |
| Eletrobras - Elejor           | -              | 111,466          | 111,466          |
| BNDES - Compagas              | 6,384          | 14,415           | 20,799           |
| Debentures - Copel            | 143,078        | 600,000          | 743,078          |
| Debentures - Elejor           | 18,525         | 254,583          | 273,108          |
| Banco do Brasil S/A and other | 4,621          | 331,875          | 336,496          |
| <b>Total</b>                  | <b>208,892</b> | <b>1,595,296</b> | <b>1,804,188</b> |

|              |                |                  |                  |
|--------------|----------------|------------------|------------------|
| <b>Total</b> | <b>242,339</b> | <b>1,696,868</b> | <b>1,939,207</b> |
|--------------|----------------|------------------|------------------|