

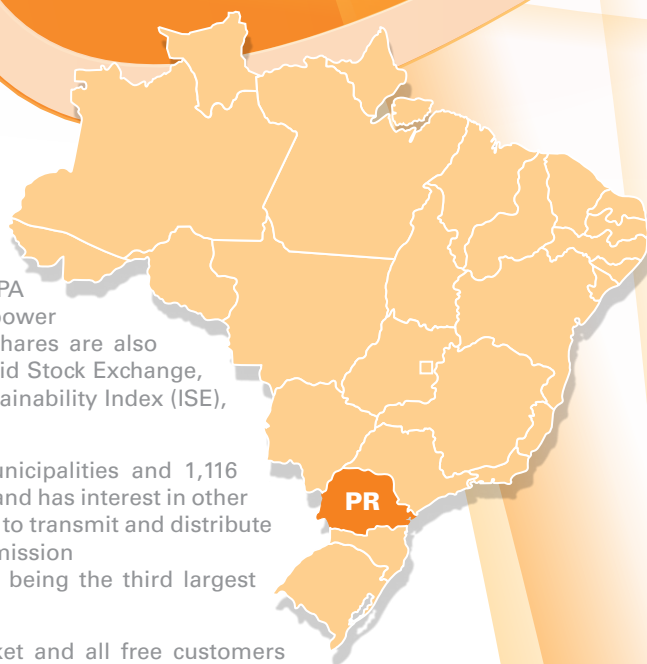
Corporate Profile

Copel – Companhia Paranaense de Energia – generates, transmits, and distributes electric power in the State of Paraná, being one of the largest electric power companies in Brazil. The Company's position in the sector is a result of 53 years of experience and technical proficiency in generating, transmitting and distributing electric power.

Copel went public in April 1994 on Bolsa de Valores de São Paulo - BOVESPA - and, in July 1997, became the first company of the Brazilian electric power sector with shares traded on the New York Stock Exchange. Copel's shares are also traded, in Europe, on the Latibex – the Latin American arm of the Madrid Stock Exchange, since June 2002. In 2005, it was included in the Bovespa's Business Sustainability Index (ISE), and in May 2008 joined its Level 1 of Corporate Governance.

Currently, Copel directly serves 3,460,386 consumer units in 393 municipalities and 1,116 localities (districts, villas and villages). Copel holds 18 own power plants and has interest in other 6 generation companies, totaling 5,152 MW of installed capacity. In order to transmit and distribute the electric power generated, the Company counts on 1,822 km of transmission lines above 230 kV and 178,979 km of distribution lines up to 138 kV, being the third largest network in Brazil. Copel's staff is composed by 8,295 employees.

Copel Distribuição's grid market (TUSD), comprising the captive market and all free customers within the Company's concession area, grew by 7.7% in the first quarter of 2008 comparing to the first quarter of 2007.



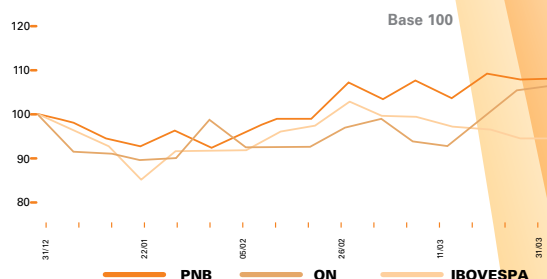
Stock Performance

Market Information (03/31/2008)

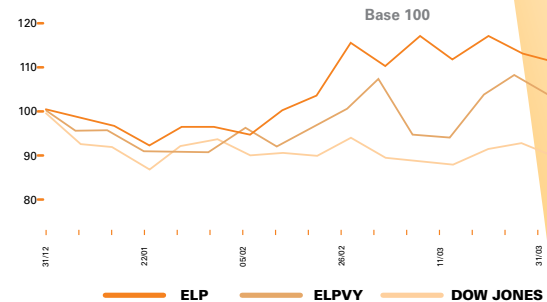
Year	Bovespa (Common Shares - R\$)	Bovespa (Preferred Shares - R\$)	NYSE (ADR) (Preferred Shares - US\$)	LATIBEX (Preferred Shares - €)
Ticker	CPL3	CPL6	ELP	XCOP
Thousand Shares Price/ ADR	30.83	28.69	16.33	10.35
Maximum Price - 52 weeks	34.10	35.20	19.06	13.60
Minimum Price - 52 weeks	21.53	24.15	11.83	8.77

Market Value: R\$ 8.148 billion
 Number of Shares: R\$ 273,655,375

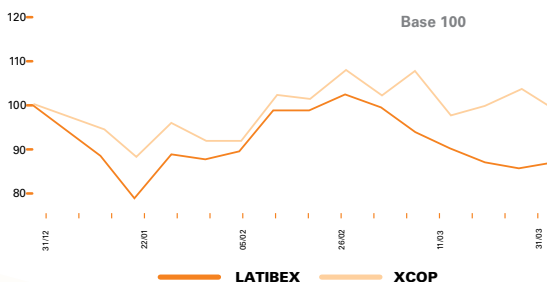
STOCK PERFORMANCE AT BOVESPA



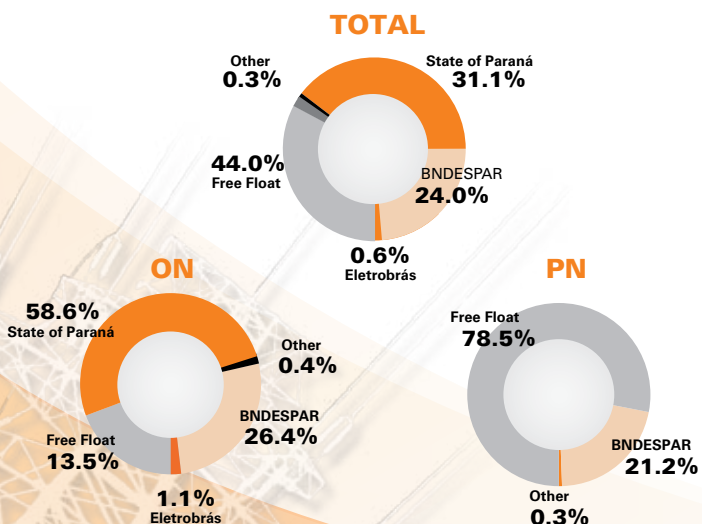
ADR's PERFORMANCE AT NYSE



STOCK PERFORMANCE AT LATIBEX

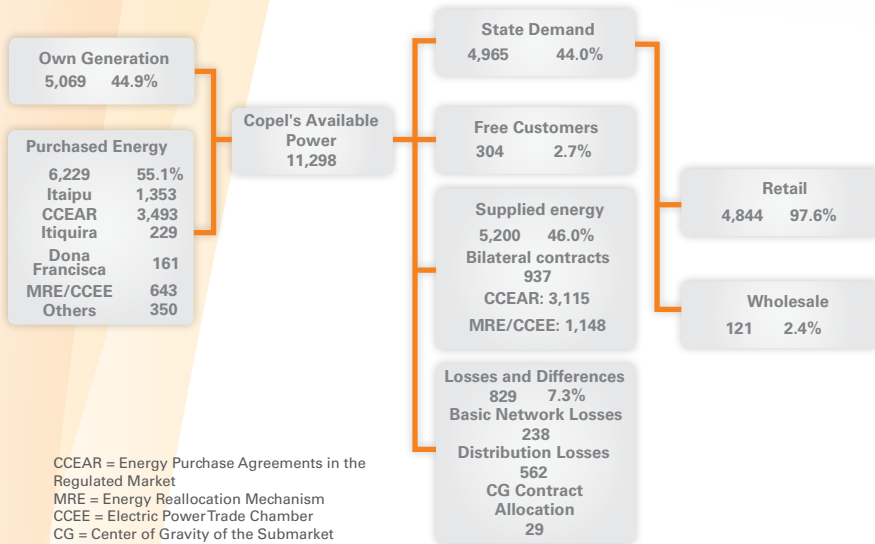


Ownership Breakdown

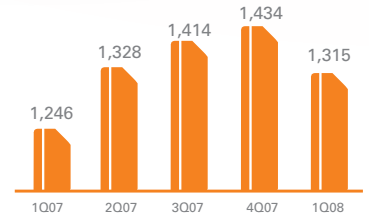


Fact Sheet 1Q08

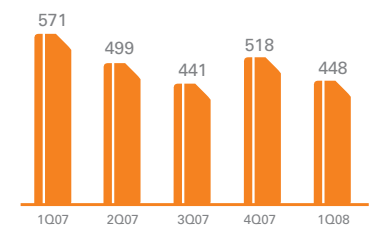
Consolidated Energy Flow



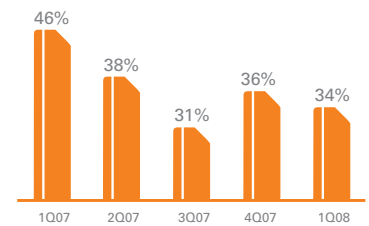
Net Operating Revenue (R\$ million)



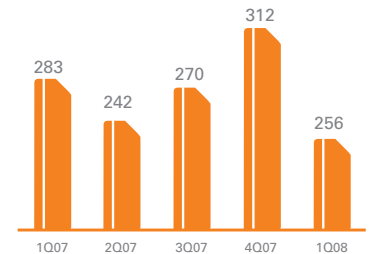
EBITDA (R\$ million)



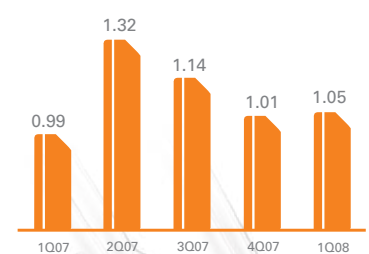
EBITDA Margin (%)



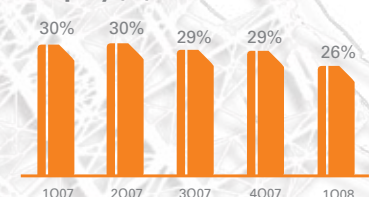
Net Income (R\$ million)



Price / Book Value (X)



Indebtedness / Shareholders' Equity (%)



Highlights

(R\$ thousand)

	1Q08	1Q07	%
Gross Operating Revenues	1,989,579	1,867,826	6.5%
Net Operating Revenues	1,314,558	1,246,405	5.5%
Operating Expenses (968,902)		(780,012)	24.2%
Result of Operations	345,656	466,393	-25.9%
EBITDA	447,512	570,900	-21.6%
Net Income	255,512	282,962	-9.7%
Energy Supply Revenue	718,669	626,482	14.7%
Supply Revenue per Segment			
Residential	232,199	206,137	12.6%
Industrial	249,297	208,625	19.5%
Commercial	153,143	135,964	12.6%
Rural	32,743	28,920	13.2%
Other Segments	51,287	46,836	9.5%

Debt Profile

(R\$ thousand)

	Short Term	Long Term	Total
Foreign Currency			
IDB	19,002	36,769	55,771
National Treasury	8,783	69,549	78,332
Eletrobras	6	32	38
Banco do Brasil S/A	4,370	2,170	6,540
Total	32,161	108,520	140,681
Local Currency			
Eletrobras - Copel	38,538	264,063	302,601
Eletrobras - Elejor	-	99,740	99,740
BNDES - Compagas	6,329	17,449	23,778
Debentures - Copel	140,756	600,000	740,756
Debentures - Elejor	3,230	269,476	272,706
Banco do Brasil S/A and other	3,586	330,436	334,022
Total	192,439	1,581,164	1,773,603
Total	224,600	1,689,684	1,914,284