

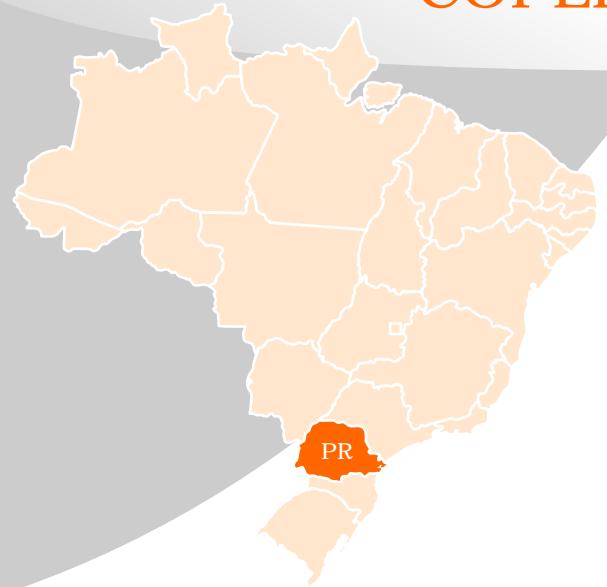

Corporate Profile

Copel - Companhia Paranaense de Energia - generates, transmits, and distributes electric power in the State of Paraná, being one of the largest electric power companies in Brazil. The Company's position in the sector is a result of 53 years of experience and technical proficiency in generating, transmitting and distributing electric power.

Copel went public in April 1994 (Bovespa) and, in July 1997, became the first company of the Brazilian electric power sector with shares traded on the New York Stock Exchange. Copel's shares are also traded, in Europe, on the Latibex - the Latin American arm of the Madrid Stock Exchange, since June 2002.

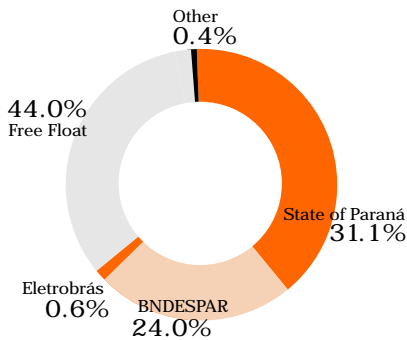
Currently, Copel directly serves 3,437,061 consumer units in 393 municipalities and 1,116 localities (districts, villas and villages). Copel holds 18 own power plants and has interest in other 6 generation companies, totaling 5,152 MW installed capacity. In order to transmit and distribute the electric power generated, the Company counts on 7,352 km of transmission lines and 171,524 km of distribution lines, being the third largest network in Brazil. Copel's staff is composed by 8,347 employees.

Copel Distribuição's grid market (TUSD), comprising the captive market and all free customers within the Company's concession area, grew by 5.9% in the first nine month of 2007 compared to the same period of 2006.

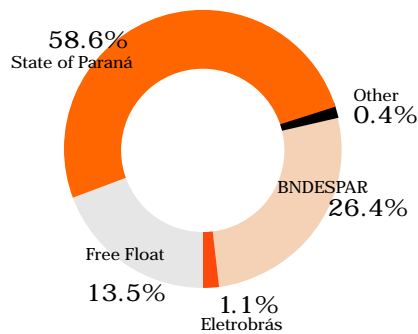


Ownership Breakdown:

TOTAL



ON/COMMON



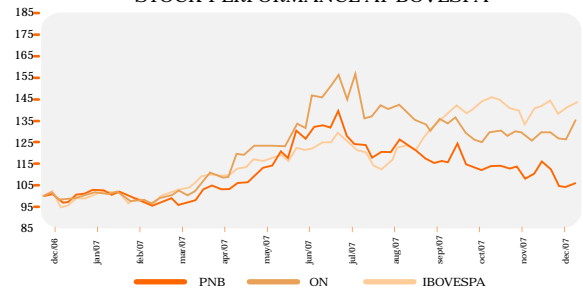
Stock Performance

Market Information (12/28/2007)

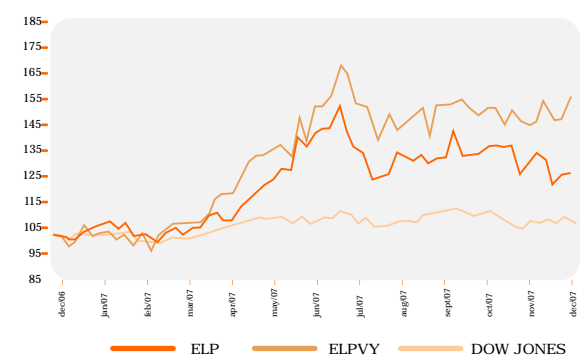
Year	Bovespa (Common Shares - R\$)	Bovespa (Preferred Shares - R\$)	NYSE (ADR) (Preferred Shares - US)	LATIBEX (Preferred Shares - €)
Ticker	CPLE3	CPLE6	ELP	XCOP
Thousand Shares Price / ADR	29.50	26.80	15.22	10.48
Maximum Price - 52 weeks	34.10	35.20	19.06	13.60
Minimum Price - 52 weeks	20.61	23.40	11.04	8.50

Market Value: R\$ 7.730 billion
 Number of Shares: R\$ 273,655,375 million

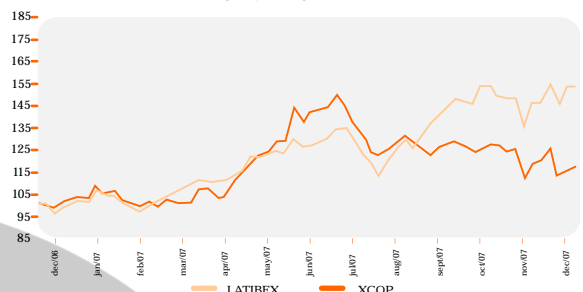
STOCK PERFORMANCE AT BOVESPA



STOCK PERFORMANCE AT NYSE



PERFORMANCE AT LATIBEX


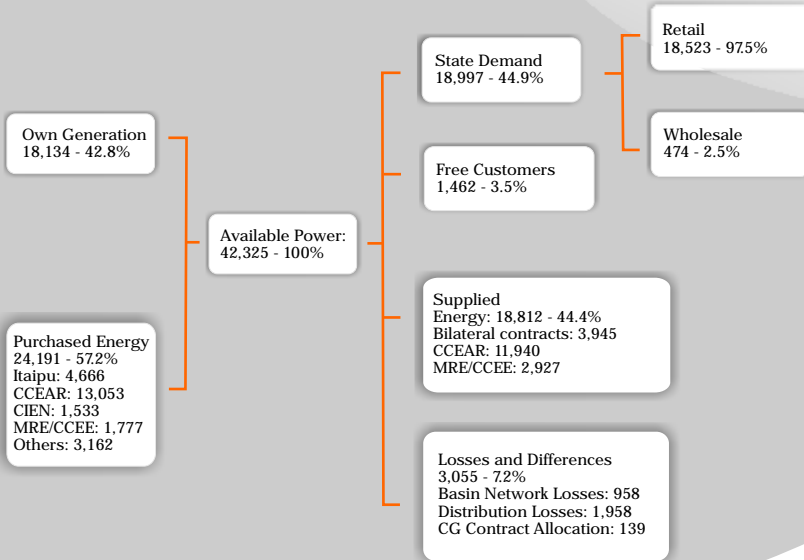


IR Contact

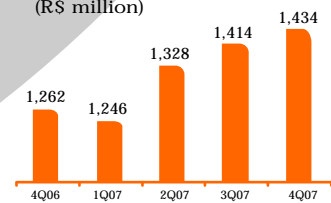
Phone: +55 41 3222-2027
 ri@copel.com

www.copel.com/ir

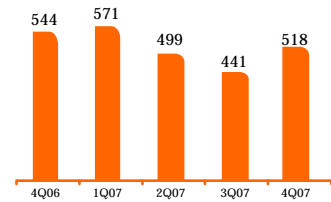
Energy Flow



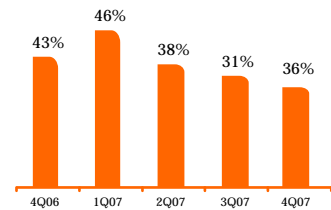
Net Operating Revenue (R\$ million)



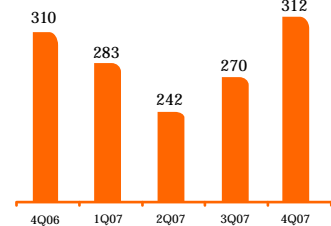
EBITDA (R\$ million)



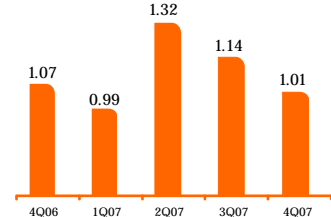
EBITDA Margin (%)



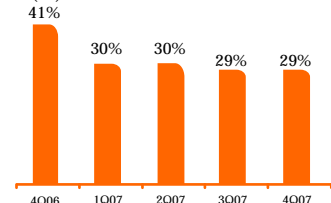
Net Income (R\$ million)



Price / Book Value (X)



Indebtedness / Shareholders' Equity (%)



Highlights

(R\$ thousand)

Data	2007	2006	%
Gross Operating Revenues	7,920,094	7,421,326	6.7%
Net Operating Revenues	5,422,126	4,888,615	10.9%
Operating Expenses	(3,814,846)	(3,285,222)	16.1%
Result of Operations	1,607,280	1,603,393	0.2%
EBITDA	1,598,015	1,814,246	-11.9%
Net Income	1,106,610	1,242,680	-10.9%
Energy Supply Revenue	2,747,680	2,558,481	7.4%
Supply Revenue per Segment			
Residential	876,287	847,444	3.4%
Industrial	985,685	874,809	12.7%
Commercial	570,418	524,875	8.7%
Rural	113,720	109,057	4.3%
Other Segments	207,675	202,296	2.7%

Debt Profile

(R\$ thousand)

	Short Term	Long Term	Total
Foreign Currency			
IDB	18,808	43,898	62,706
National Treasury	7,602	70,432	78,034
Eletrobras	5	33	38
Banco do Brasil S/A	4,083	3,919	8,002
Total	30,498	118,282	148,780
Local Currency			
Eletrobras - COPEL	43,096	272,798	315,894
Eletrobras - Elejor	-	94,709	94,709
BNDES	6,328	19,029	25,357
Debentures - COPEL	168,599	733,360	901,959
Debentures - Elejor	3,228	269,314	272,542
Banco do Brasil	12,762	330,450	343,212
Eletrobras - COPEL	234,013	1,719,660	1,953,673
Total	264,511	1,837,942	2,102,453