

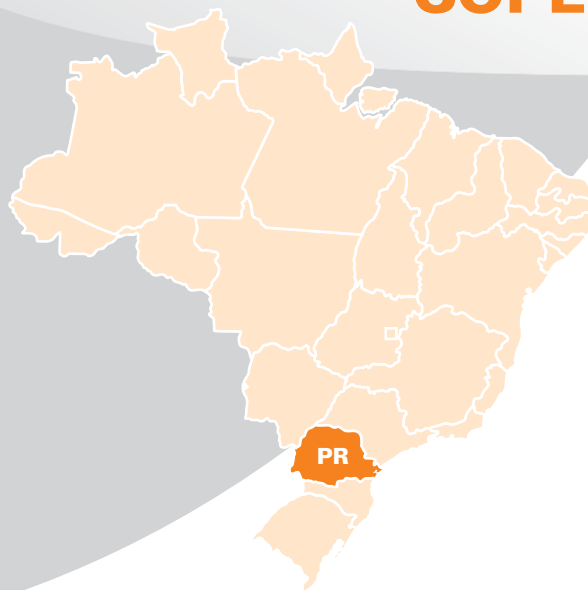
Corporate Profile

Copel – Companhia Paranaense de Energia – generates, transmits, and distributes electric power in the State of Paraná, being one of the largest electric power companies in Brazil. The Company's position in the sector is a result of 53 years of experience and technical proficiency in generating, transmitting and distributing electric power.

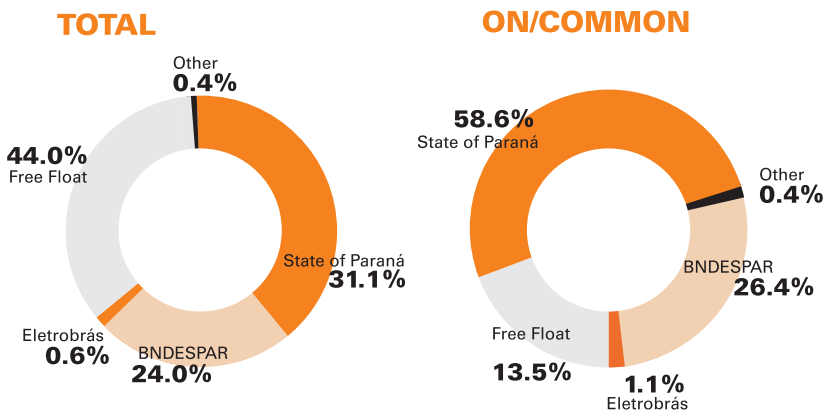
Copel went public in April 1994 (Bovespa) and, in July 1997, became the first company of the Brazilian electric power sector with shares traded on the New York Stock Exchange. Copel's shares are also traded, in Europe, on the Latibex – the Latin American arm of the Madrid Stock Exchange, since June 2002.

Currently, Copel directly serves 3,398,522 consumer units in 393 municipalities and 1,120 localities (districts, villas and villages). Copel holds 18 own power plants and has interest in other 6 generation companies, totaling 5,152 MW installed capacity. In order to transmit and distribute the electric power generated, the Company counts on 7,265 km of transmission lines and 170,692 km of distribution lines, being the third largest network in Brazil. Copel's staff is composed by 8,338 employees.

Copel Distribuição's grid market (TUSD), comprising the captive market and all free customers within the Company's concession area, grew by 5.1% in the first nine month of 2007 compared to the same period of 2006.



Ownership Breakdown:

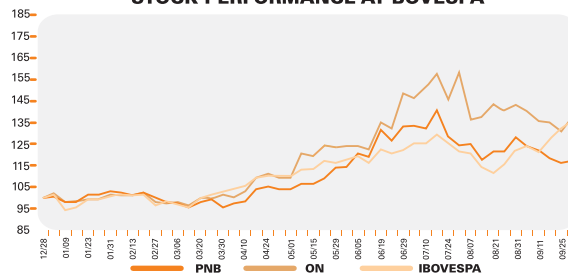


Stock Performance

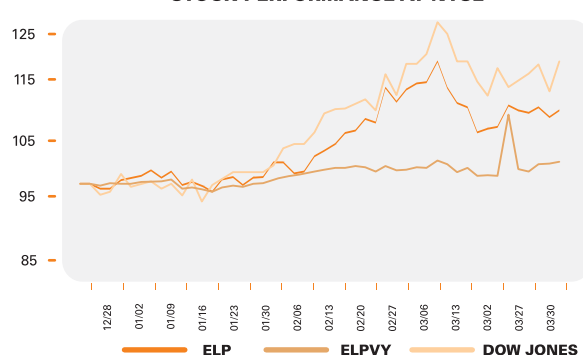
Market Information (09/28/2007)

Year	Bovespa (Common Shares - R\$)	Bovespa (Preferred Shares - R\$)	NYSE (ADR) (Preferred Shares - US)	LATIBEX (Preferred Shares - €)
Ticker	CPLE3	CPLE6	ELP	XCOP
Thousand Shares Price / ADR	29.50	29.30	15.95	11.22
Maximum Price - 52 weeks	34.10	35.20	19.06	13.60
Minimum Price - 52 weeks	19.10	23.01	10.66	8.12
Market Value:	R\$ 8.048 billion			
Number of Shares:	273,655,375 million			

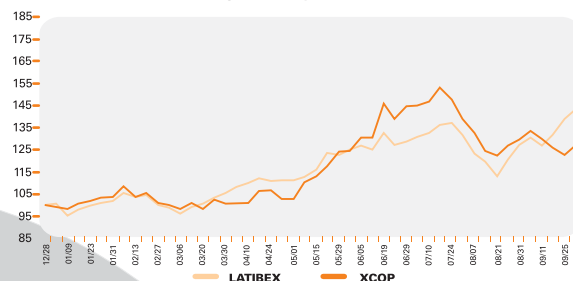
STOCK PERFORMANCE AT BOVESPA



STOCK PERFORMANCE AT NYSE



PERFORMANCE AT LATIBEX

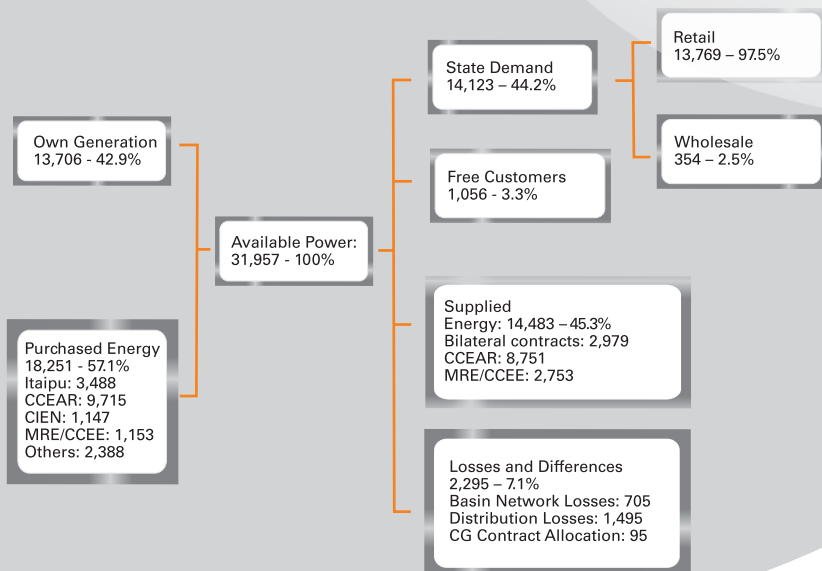


IR Contact

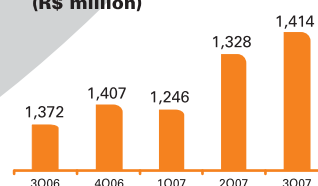
Phone: +55 41 3222-2027
ri@copel.com

www.copel.com/ir

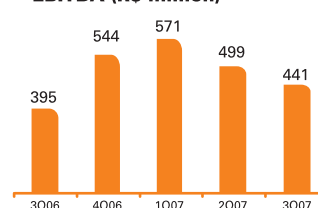
Energy Flow



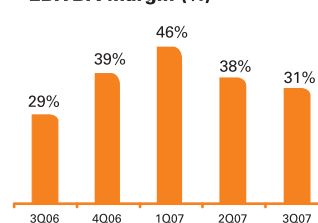
Net Operating Revenue (R\$ million)



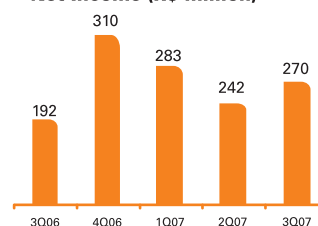
EBITDA (R\$ million)



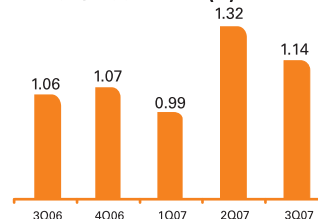
EBITDA Margin (%)



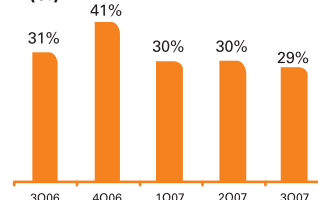
Net Income (R\$ million)



Price / Book Value (X)



Indebtedness / Shareholders' Equity (%)



Highlights

(R\$ thousand)

Data	3Q07	3Q06	9M07	9M06
Gross Operating Revenues	2,030,530	1,868,942	5,876,835	5,510,314
Net Operating Revenues	1,414,044	1,241,885	3,988,208	3,367,049
Operating Expenses	(1,079,280)	(935,292)	(2,793,355)	(2,433,814)
Result of Operations	334,764	306,593	1,194,853	1,193,235
EBITDA	346,746	192,098	1,153,853	1,422,512
Net Income	269,766	241,640	794,368	932,499
Energy Supply Revenue	1,443,063	1,336,701	4,283,034	4,101,453
Supply Revenue per Segment				
Residential	467,752	441,154	1,417,788	1,420,831
Industrial	506,207	441,869	1,421,970	1,286,887
Commercial	299,930	286,246	924,373	872,806
Rural	56,921	54,791	183,377	183,714
Other Segments	112,253	112,641	335,526	337,215

Debt Profile

(R\$ thousand)

	Short Term	Long Term	Total
Foreign Currency			
IDB	18,612	44,985	63,597
National Treasury	9,323	76,463	85,786
Eletrobras	7	37	44
Banco do Brasil S/A	4,002	3,963	7,965
Total	31,944	125,448	157,392
Local Currency			
Eletrobras - COPEL	41,916	264,327	306,243
Eletrobras - Elejor	-	88,896	88,896
BNDES	6,342	20,658	27,000
Debentures - COPEL	143,832	733,360	877,192
Debentures - Elejor	3,298	269,150	272,448
Banco do Brasil	3,661	330,453	334,114
Eletrobras - COPEL	199,049	1,706,844	1,905,893
Total	230,993	1,832,292	2,063,285