

Corporate Profile

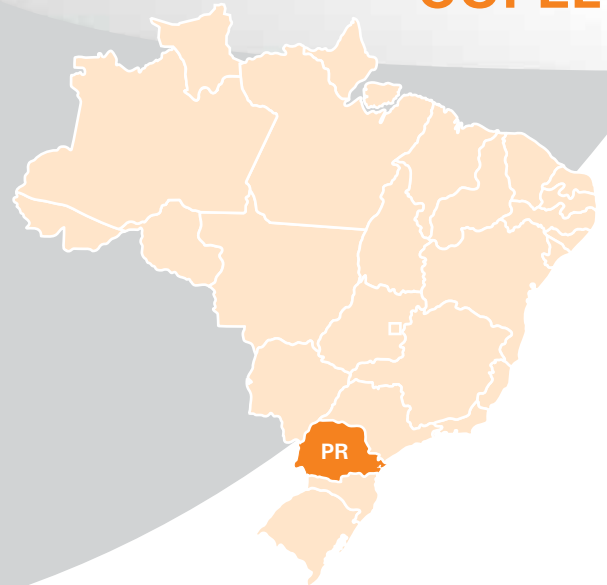
Copel – Companhia Paranaense de Energia – generates, transmits, and distributes electric power in the State of Paraná, being one of the largest electric power companies in Brazil. The Company's position in the sector is a result of 52 years of experience and technical proficiency in generating, transmitting and distributing electric power.

Copel also provides telecommunications, IT and other services through several companies it holds a stake.

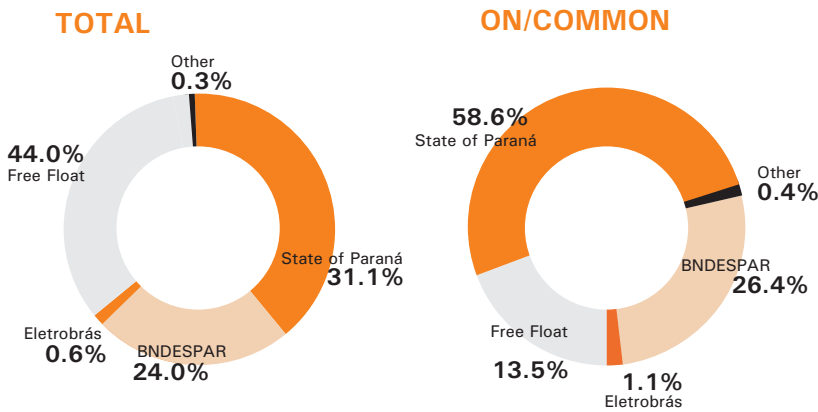
Copel went public in April 1994 (Bovespa) and, in July 1997, became the first company of the Brazilian electric power sector with shares traded on the New York Stock Exchange. Copel's shares are also traded, in Europe, on the Latibex – the Latin American arm of the Madrid Stock Exchange, since June 2002.

Currently, Copel directly serves 3,385,738 consumer units in 393 municipalities and 1,111 localities (districts, villas and villages). Copel holds 18 own power plants and has interest in other 6 generation companies, totaling 5,150 MW installed capacity. In order to transmit and distribute the electric power generated, the Company counts on 7,248 km of transmission lines and 167,533 km of distribution lines, being the third largest network in Brazil. Copel's staff is composed by 8,232 employees.

Copel Distribuição's grid market (TUSD), comprising the captive market and all free customers within the Company's concession area, grew by 4.7% in the 1H07 compared to the same period of 2006.



Ownership Breakdown:

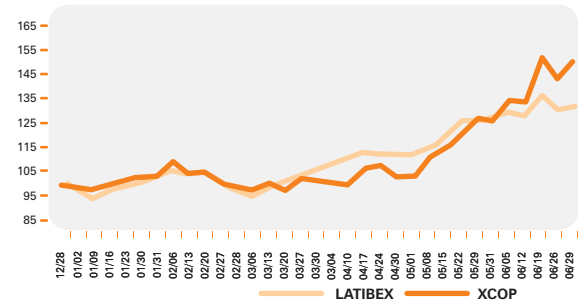


Stock Performance

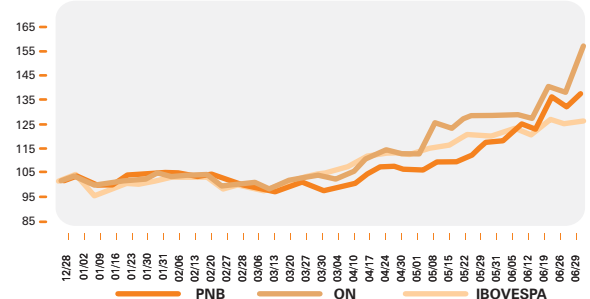
Market Information (06/29/2007)

Year	Bovespa (Common Shares - R\$)	Bovespa (Preferred Shares - R\$)	NYSE (ADR) (Preferred Shares - US\$)	LATIBEX (Preferred Shares - €)
Ticker	CPLE	CPLE6	ELP	XCOP
Thousand Shares Price / ADR	32.00	33.30	17.13	12.80
Maximum Price - 52 weeks	32.00	33.67	17.46	13.04
Minimum Price - 52 weeks	16.85	19.90	9.00	7.06
Market Value:	R\$ 8,905 billion			
Number of Shares:	273,655 million			

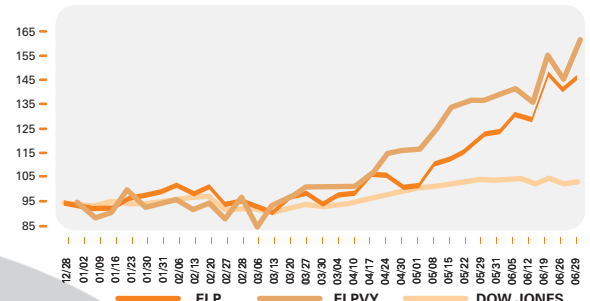
PERFORMANCE AT LATIBEX



STOCK PERFORMANCE AT BOVESPA



STOCK PERFORMANCE AT NYSE

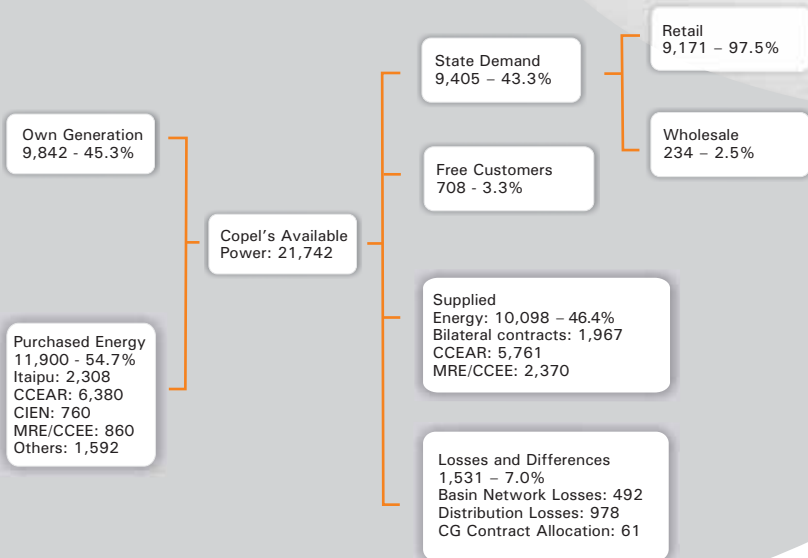


IR Contact

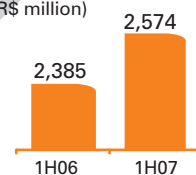
Phone: +55 41 3222-2027
ri@copel.com

www.copel.com/ir

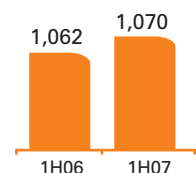
Energy Flow



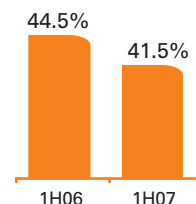
Net Operating Revenue (R\$ million)



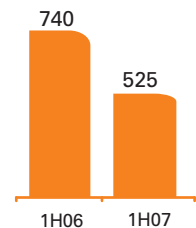
EBITDA (R\$ million)



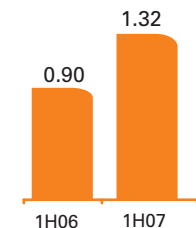
EBITDA Margin (%)



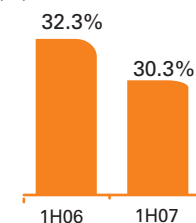
Net Income (R\$ million)



Price / Book Value (X)



Indebtedness / Shareholders' Equity (%)



Highlights

(R\$ thousand)

Date	1H07	1H06	%
Gross Operating Revenues	3,846,305	3,641,372	5.6
Net Operating Revenues	2,574,164	2,385,164	7.9
Operating Expenses	(1,714,075)	(1,498,522)	14.4
Result of Operations	860,089	886,642	(3.0)
EBITDA	1,069,900	1,062,300	0.7
Net Income	524,602	740,401	(29.1)
Energy Supply Revenue	2,839,971	2,764,752	2.7
Supply Revenue per Segment			
Residential	950,037	979,677	(3.0)
Industrial	915,763	845,017	8.4
Commercial	624,443	586,560	6.5
Rural	126,456	128,923	(1.9)
Other Segments	223,272	224,575	(0.6)

Debt Profile

(R\$ thousand)

	Short Term	Long Term	Total
Foreign Currency			
IDB	19,685	54,868	74,553
National Treasury	8,306	80,093	88,399
Eletrobras	7	39	46
Banco do Brasil S/A	4,079	5,812	9,891
Total	32,077	140,812	172,889
Local Currency			
Eletrobras - COPEL	42,934	272,430	315,364
Eletrobras - Elejor	-	122,858	122,858
BNDES	6,366	22,328	28,694
Debentures - COPEL	173,119	733,361	906,480
Debentures - Elejor	6,632	265,648	272,280
Banco do Brasi	11,403	260,866	272,269
Total	240,454	1,677,491	1,917,945
Total	272,531	1,818,303	2,090,834