



Corporate Profile

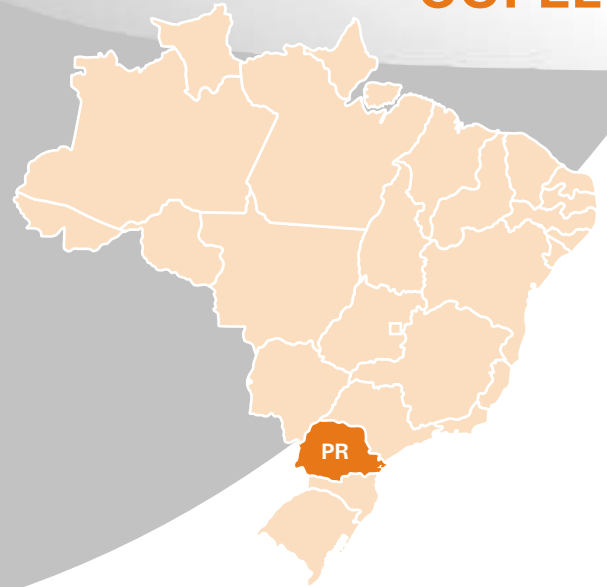
Copel – Companhia Paranaense de Energia – generates, transmits, and distributes electric power in the State of Paraná, being one of the largest electric power companies in Brazil. The Company's position in the sector is a result of 52 years of experience and technical proficiency in generating, transmitting and distributing electric power.

Copel also provides telecommunications, IT and other services through several companies it holds a stake.

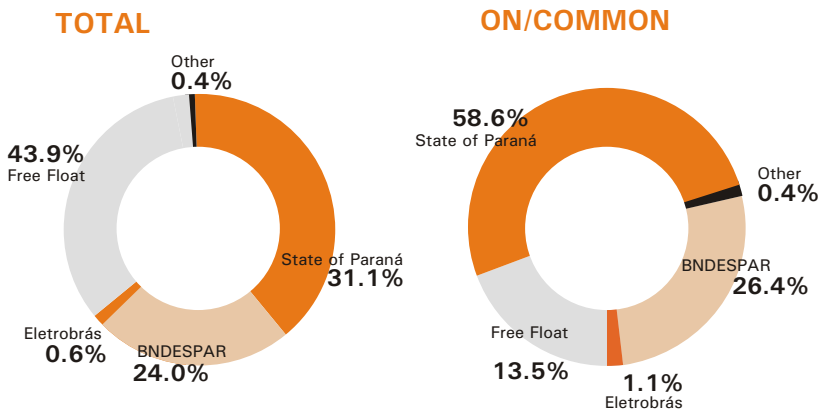
Copel went public in April 1994 (Bovespa) and, in July 1997, became the first company of the Brazilian electric power sector with shares traded on the New York Stock Exchange. Copel's shares are also traded, in Europe, on the Latibex – the Latin American arm of the Madrid Stock Exchange, since June 2002.

Currently, Copel directly serves 3,367,465 consumer units in 393 municipalities and 1,111 localities (districts, villas and villages). Copel holds 18 own power plants and has interest in other 6 generation companies, totaling 5,150 MW installed capacity. In order to transmit and distribute the electric power generated, the Company counts on 7,219 km of transmission lines and 166,533 km of distribution lines, being the third largest network in Brazil. Copel's staff is composed by 8,240 employees.

Copel Distribuição's grid market (TUSD), comprising the captive market and all free customers within the Company's concession area, grew by 3.8% in the 1Q07 compared to the same period of 2006.



Ownership Breakdown:

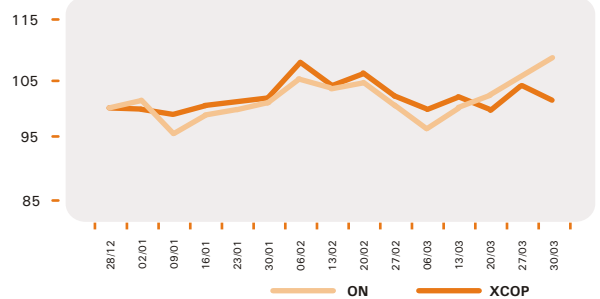


Stock Performance

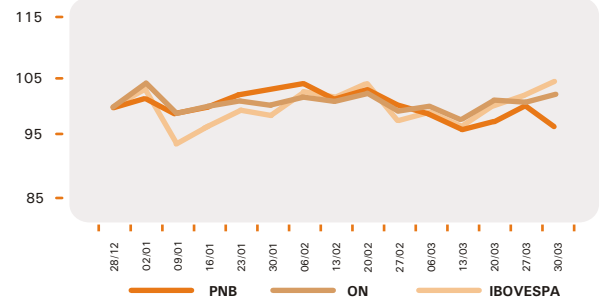
Market Information (03/30/2007)

Year	Bovespa (Common Shares - R\$)	Bovespa (Preferred Shares - R\$)	NYSE (ADR) (Preferred Shares - US\$)	LATIBEX (Preferred Shares - €)
Ticker	CPLE3	CPLE6	ELP	XCOP
Thousand Shares Price / ADR	21.90	24.00	11.62	8.91
Maximum Price - 52 weeks	22.20	26.13	12.52	9.72
Minimum Price - 52 weeks	15.70	17.70	7.64	6.19
Market Value:	R\$ 6,257 billion			
Number of Shares:	273,655 million			

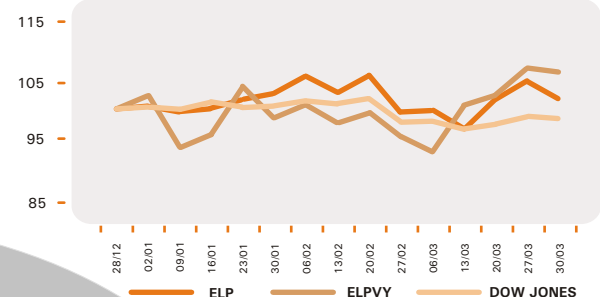
PERFORMANCE AT LATIBEX



STOCK PERFORMANCE AT BOVESPA



STOCK PERFORMANCE AT NYSE

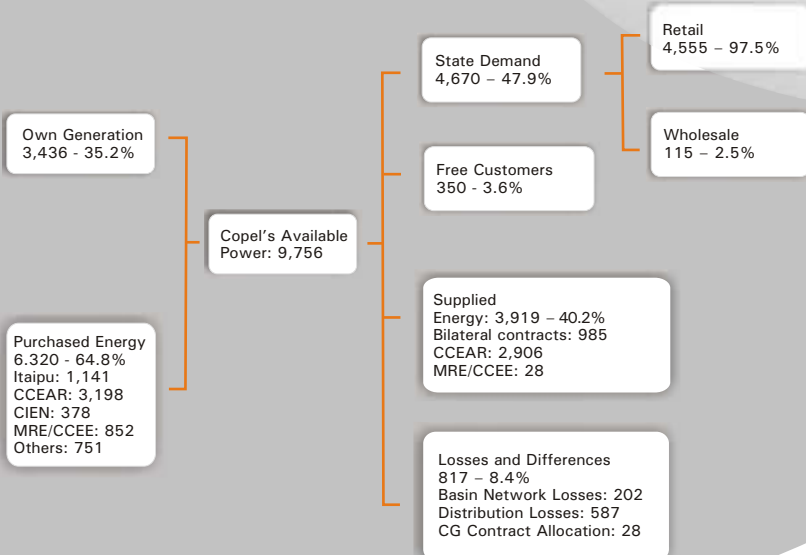


IR Contact

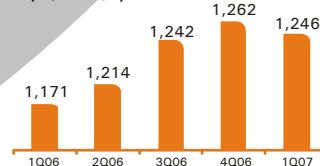
Phone: +55 41 3222-2027
ri@copel.com

www.copel.com/ir

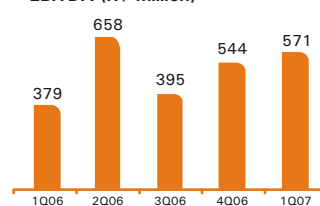
Energy Flow



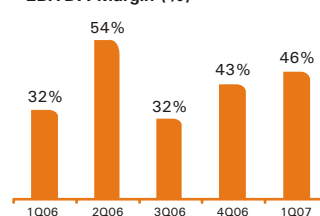
Net Operating Revenue (R\$ million)



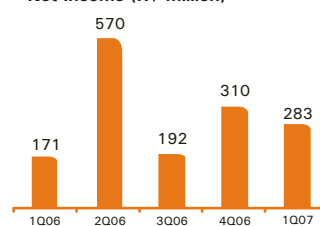
EBITDA (R\$ million)



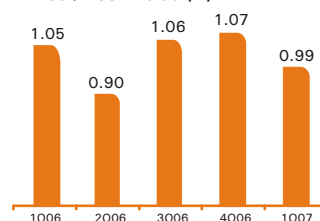
EBITDA Margin (%)



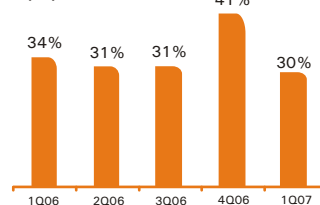
Net Income (R\$ million)



Price / Book Value (X)



Indebtedness / Shareholders' Equity (%)



Highlights

(R\$ thousand)

Data	1Q07	1Q06	%
Gross Operating Revenues	1,867,826	1,815,625	2.9
Net Operating Revenues	1,246,405	1,170,954	6.4
Operating Expenses	(780,012)	(877,443)	(11.1)
Result of Operations	466,393	293,511	58.9
EBITDA	570,853	378,948	50.6
Net Income	282,962	170,654	65.8
Energy Supply Revenue	1,397,291	1,387,612	0.7
Supply Revenue per Segment			
Residential	475,979	495,912	(4.0)
Industrial	431,196	408,338	5.6
Commercial	315,244	304,707	3.5
Rural	66,754	68,713	(2.9)
Other Segments	108,118	109,942	(1.7)

Debt Profile

(R\$ thousand)

	Short Term	Long Term	Total
Foreign Currency			
IDB	20,355	58,926	79,281
National Treasury	10,506	88,985	99,491
Eletrobras	7	44	51
Banco do Brasil S/A	4,351	6,456	10,807
Total	35,219	154,411	189,630
Local Currency			
Eletrobras - COPEL	39,388	281,471	320,859
Eletrobras - Elejor	-	53,907	53,907
BNDES	6,399	24,049	30,448
Debentures - COPEL	145,564	733,360	878,924
Debentures - Elejor	6,406	265,403	271,809
Banco do Brasil	4,491	260,898	265,389
Eletrobras - COPEL	202,248	1,619,088	1,821,336
Total	237,467	1,773,499	2,010,966