

Corporate Profile

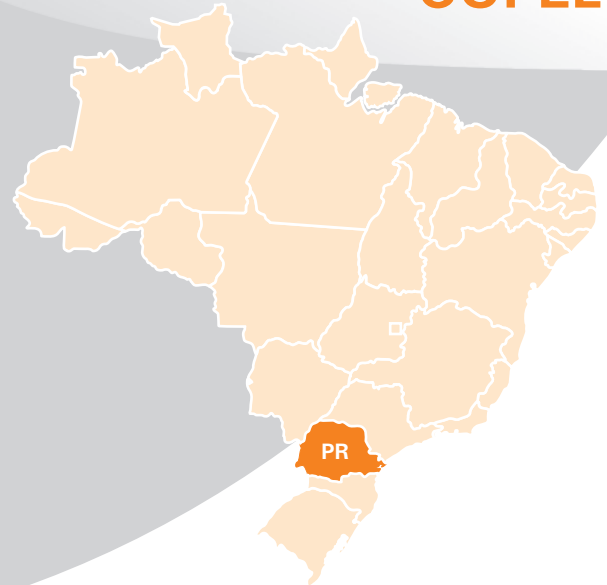
Copel – Companhia Paranaense de Energia – generates, transmits, and distributes electric power in the State of Paraná, being one of the largest electric power companies in Brazil. The Company's position in the sector is a result of 52 years of experience and technical proficiency in generating, transmitting and distributing electric power.

Copel also provides telecommunications, IT and other services through several companies it holds a stake.

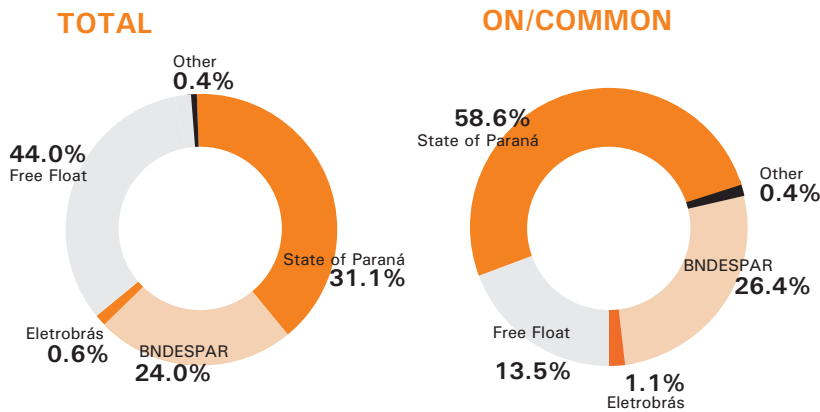
Copel went public in April 1994 (Bovespa) and, in July 1997, became the first company of the Brazilian electric power sector with shares traded on the New York Stock Exchange. Copel's shares are also traded, in Europe, on the Latibex – the Latin American arm of the Madrid Stock Exchange, since June 2002.

Currently, Copel directly serves 3,345,331 consumer units in 393 municipalities and 1,111 localities (districts, villas and villages). Copel holds 18 own power plants and has interest in other 6 generation companies, totaling 5,150 MW installed capacity. In order to transmit and distribute the electric power generated, the Company counts on 7,210 km of transmission lines and 165,757 km of distribution lines, being the third largest network in Brazil. Copel's staff is composed by 8,119 employees.

Billed power consumption remained flat with 2005 same levels. Copel Distribuição's grid market (TUSD), comprising the captive market and all free customers within the Company's concession area, grew by 3.5% in 2006.



Ownership Breakdown:



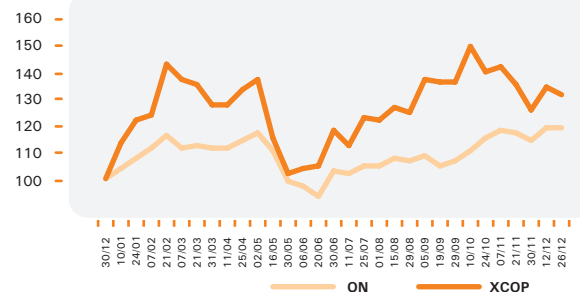
Stock Performance

Market Information (12/28/2006)

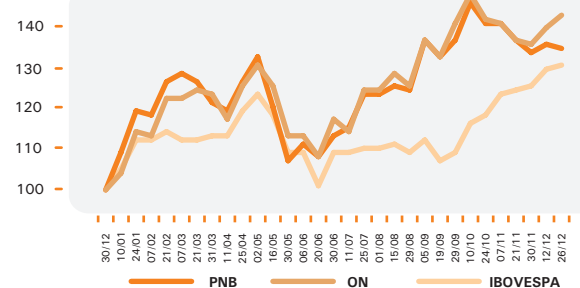
Year	Bovespa (Common Shares - R\$)	Bovespa (Preferred Shares - R\$)	NYSE (ADR) (Preferred Shares - US\$)	LATIBEX (Preferred Shares - €)
Ticker	CPLE3	CPLE6	ELP	XCOP
Thousand Shares Price / ADR	21.50	25.00	11.65	8.86
Maximum Price - 52 weeks	18.76	26.13	12.22	9.72
Minimum Price - 52 weeks	15.00	17.70	7.53	6.19

Market Value: R\$ 6,3 billion
 Number of Shares: 273,655 million

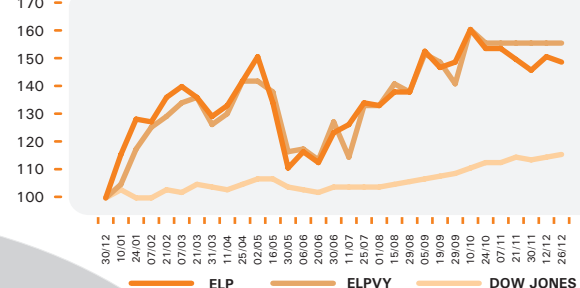
STOCK PERFORMANCE AT LATIBEX



STOCK PERFORMANCE AT BOVESPA



STOCK PERFORMANCE AT NYSE

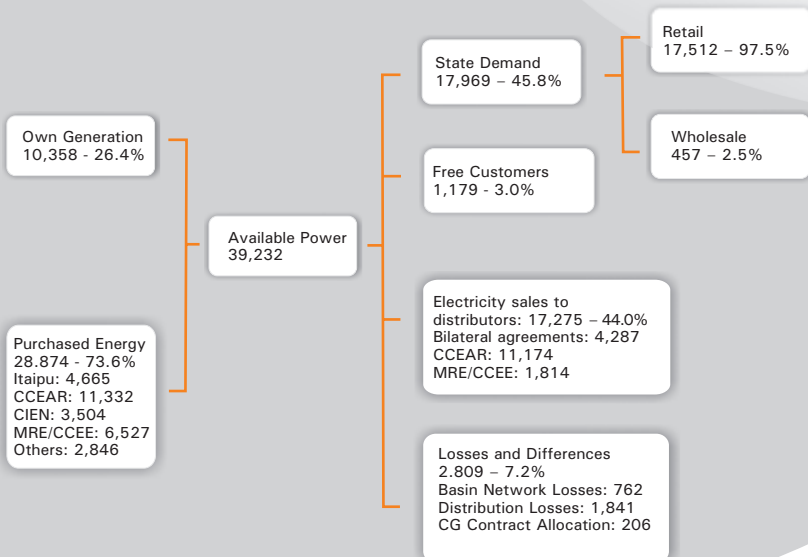


IR Contact

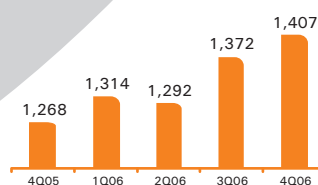
Phone: +55 41 3222-2027
 ri@copel.com

www.copel.com/ir

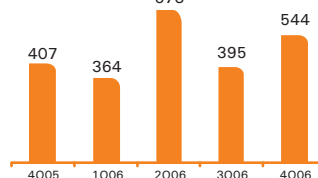
Energy Flow



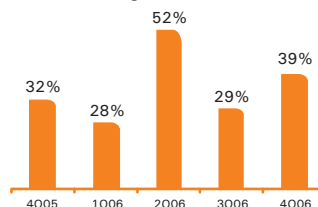
Net Operating Revenue



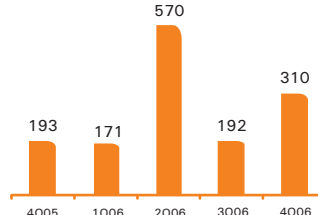
EBITDA



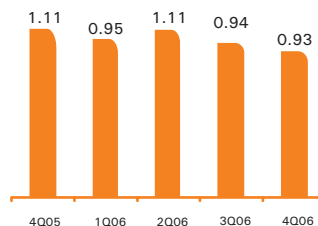
EBITDA Margin



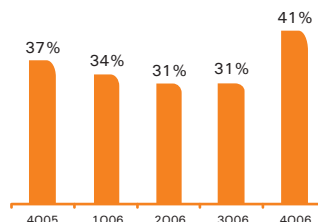
Net Income



Price X Book Value



Indebtedness / Shareholders' Equity



Highlights

Data	4Q06	4Q05	2006	2005
Gross Operating Revenues	1,911,012	1,786,664	7,421,326	6,801,298
Net Operating Revenues	1,407,215	1,268,487	5,384,608	4,838,704
Operating Expenses	(960,564)	(944,842)	(3,781,215)	(3,949,554)
Result of Operations	446,651	323,645	1,603,393	889,150
EBITDA	544,188	407,487	1,975,788	1,218,056
Net Income	310,181	193,315	1,242,680	502,377
Energy Supply Revenue	1,398,669	1,382,595	5,500,122	5,275,883
Supply Revenue per Segment				
Residential	463,233	470,973	1,884,064	1,856,980
Industrial	464,842	445,471	1,751,728	1,649,222
Commercial	299,259	290,270	1,172,065	1,092,912
Rural	58,819	61,032	242,533	242,188
Other Segments	112,516	114,849	449,732	434,581

Debt Profile

	Short Term	Long Term	Total
Foreign Currency			
IDB	22,084	71,380	93,464
National Treasury	9,243	92,787	102,030
Eletrobras	6	46	52
Banco do Brasil S/A	4,723	8,884	13,607
Total	36,056	173,097	209,153
Local Currency			
Eletrobras - COPEL	47,552	290,095	337,647
Eletrobras - Elejor	-	49,353	49,353
BNDES	6,418	25,725	32,143
Debentures - COPEL	822,404	866,680	1,689,084
Debentures - Elejor	15,951	262,550	278,501
Other	126	920	1,046
Eletrobras - COPEL	892,451	1,495,323	2,387,774
Total	928,507	1,668,420	2,596,279