

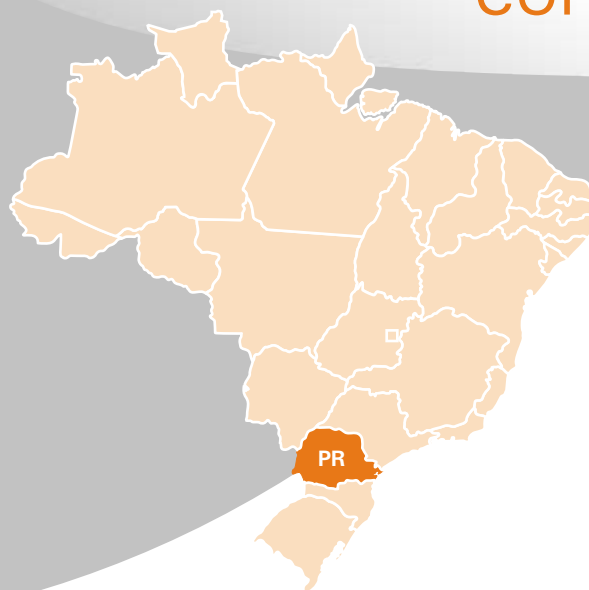
Corporate Profile

Copel - Companhia Paranaense de Energia generates, transmits, and distributes electric power in the State of Paraná, being one of the largest electric power companies in Brazil. The Company's position in the sector is a result of 52 years of expertise and technical proficiency in generating, transmitting and distributing electric power.

Copel went public in April 1994 (Bovespa) and, in July 1997, became the first company of the Brazilian electric power sector with shares traded on the New York Stock Exchange. Copel's shares are also traded, in Europe, on the Latibex - the Latin American arm of the Madrid Stock Exchange, since June 2002.

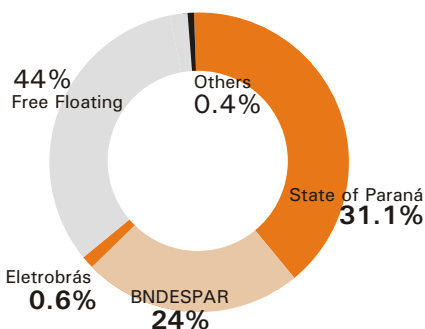
Currently, Copel directly serves 3,319,949 consumer units in 393 municipalities and 1,108 localities (districts, villas and villages). Copel holds 18 own power plants and has interest in other 6 generation companies, totaling 5,145 MW installed capacity. In order to transmit and distribute the electric power generated, the Company counts on 7,194 km of transmission lines and 165,576 km of distribution lines, being the third largest network in Brazil. Copel's staff is composed by 8,096 employees.

In the first nine months of 2006, the electric power distributed by Copel (grid market - TUSD) was 15,339 GWh, 3.3% up on the same period of 2005.

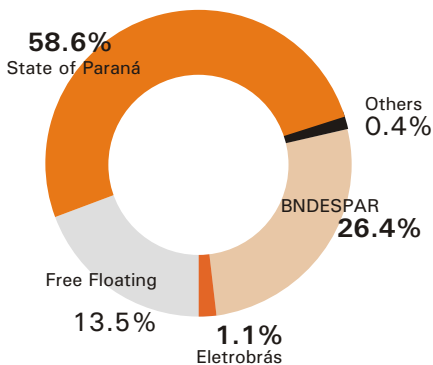


Ownership Breakdown

TOTAL



COMMON

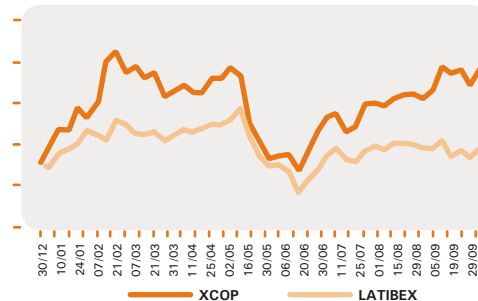


Stock Performance

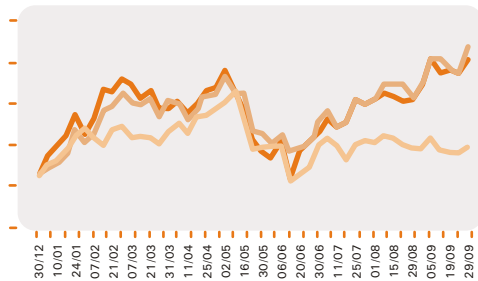
Market Information (09/30/2006)

Ano	Bovespa (Common Shares - R\$)	Bovespa (Preferred Shares - R\$)	NYSE (ADR) (Preferred Shares-U\$)	LATIBEX (Preferred Shares - €)
Ticker	CPLE3	CPLE6	ELP	XCOP
Thousand Shares Price / ADR	20.38	21.21	11.38	8.84
Maximum Price - 52 weeks	17.71	21.21	12.22	9.72
Minimum Price - 52 weeks	13.65	13.50	7.33	6.19
Market Value:	R\$ 6,093,752,932.06			
Number of Shares:	273,655 million			

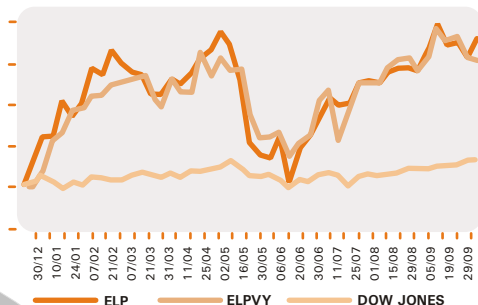
STOCK PERFORMANCE AT LATIBEX



STOCK PERFORMANCE AT IBOVESPA



STOCK PERFORMANCE AT NYSE

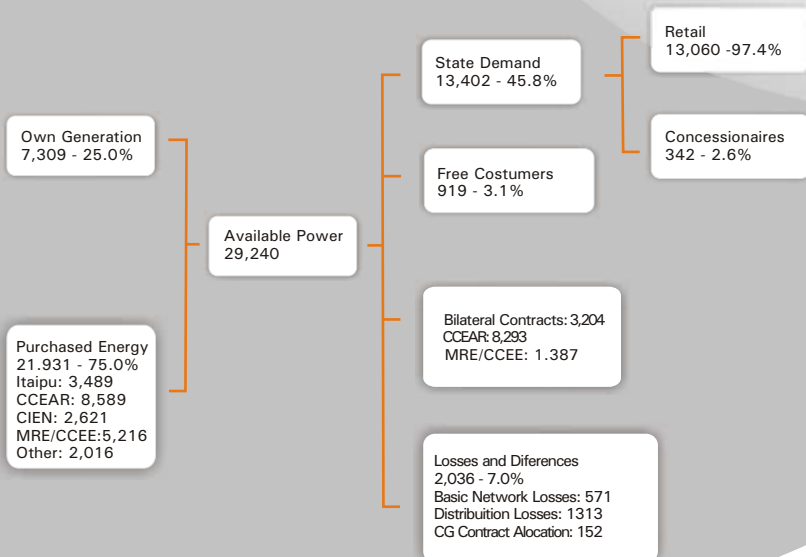


RI Contact

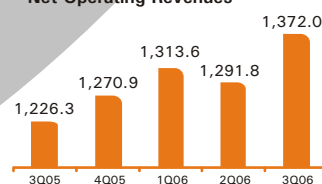
Fone: +55 41 3222-2027
ri@copel.com

www.copel.com/ir

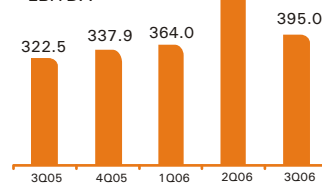
Energy Flow



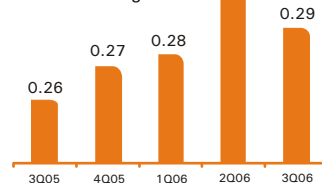
Net Operating Revenues



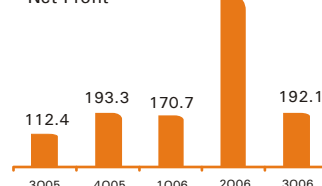
EBITDA



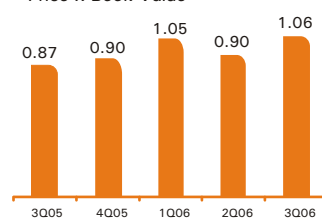
EBITDA Margin



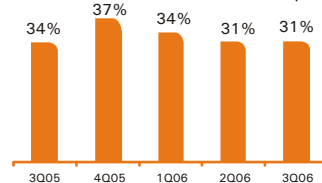
Net Profit



Price x Book Value



Indebtedness / Shareholder's Equity



Highlights

Data	3Q06	3Q05	9M06	9M05
Gross Operating Revenues	1,868,942	1,755,952	5,510,314	5,027,055
Net Operating Revenues	1,371,972	1,226,299	3,977,393	3,582,638
Operating Expenses	(1,076,137)	(987,305)	(2,820,651)	(3,017,133)
Result of Operations	295,835	238,994	1,156,742	565,505
Ebitda	395,000	322,500	1,431,600	810,569
Net Income	192,098	112,402	932,499	309,062
Electricity Sales to Final Customer	1,336,701	1,369,441	4,101,453	3,893,288
Electricity Sales to Customer Segments				
Residential	441,154	478,329	1,420,831	1,386,007
Industrial	441,869	445,126	1,286,886	1,203,751
Commercial	286,246	274,147	872,806	802,642
Rural	54,791	58,170	183,714	181,156
Other Segments	112,641	113,669	337,216	319,732
# of Customers	3,319,949	3,239,293	-	-

Debt Profile

	Short Term	Long Term	Total
Foreign Currency			
BID	21,463	72,114	93,577
National Treasury	11,248	98,311	109,559
Eletrobras	8	50	58
Banco do Brasil S/A	4,611	9,108	13,719
Total	37,330	179,583	216,913

	Short Term	Long Term	Total
Local Currency			
Eletrobrás - COPEL	50,149	298,450	348,599
Eletrobrás - Elejor	-	44,527	44,527
BNDES	6,416	27,322	33,738
Debêntures - Copel	754,445	266,680	1,021,125
Debêntures - Elejor	16,031	259,566	275,597
Eletrobras COPEL	123	937	1,060
Total	827,164	897,482	1,724,646

Total	864,494	1,077,065	1,941,559
--------------	----------------	------------------	------------------